


PRAIRIE CROSSING

Designed by Julie Hendricksen

Featuring the Prairie Crossing Collection by Julie Hendricksen

Size: 57" x 72"



Feel free to download additional copies of this and other projects by visiting our website: www.windhamfabrics.com

WINDHAM FABRICS

812 Jersey Ave ~ Jersey City, NJ 07310 ~ 201.659.0444 ~ FAX: 201.659.9719
www.windhamfabrics.com email: retail@windhamfabrics.com

PRAIRIE CROSSING

Designed by Julie Hendricksen

Featuring the Prairie Crossing Collection by Julie Hendricksen

Size: 57" x 72"

Finished Block: 5" square

Fabric needed:

Fat 1/6 (12" x 22") each of 28 fabrics

5/8 yard binding

2 2/3 yards background

3 3/4 yards backing


Cutting and sewing for pieced blocks

From assorted prints, cut:

1617 - 1 1/2" squares

From the background fabric, cut:

308 - 1 1/2" squares



Following diagram, sew together four background squares, be nine squares of one print and twelve squares of the second print.

Repeat for a total of 77 pieced blocks.

Cutting and sewing for alternate blocks

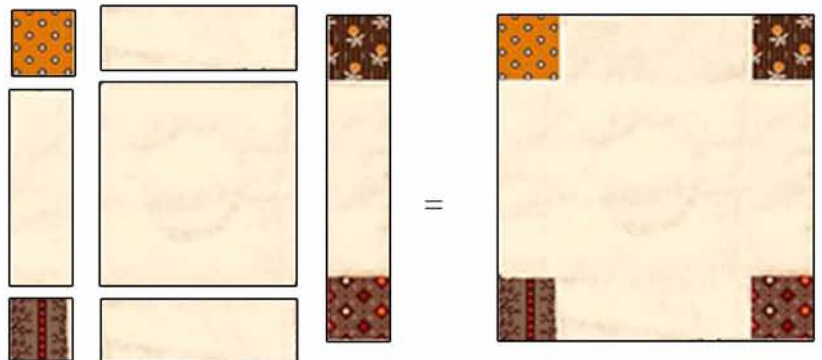
From assorted prints, cut:

308 - 1 1/2" squares

From the background fabric, cut:

77 - 3 1/2" squares

308 - 1 1/2" x 3 1/2" rectangles



Following diagram, sew together 77 alternate blocks using a different print fabric in each corner.

PRAIRIE CROSSING

Page 2

Cutting the pieced border

From the assorted prints, cut:
156 - 1 1/2" squares

From the background, cut:
25 - 1 1/2" x 3 1/2" rectangles
23 - 1 1/2" squares

Lay-out quilt 11 blocks wide x 14 blocks long.



Referring to quilt diagram, lay-out squares needed for each of the four pieced borders. Sew together and add to each side of quilt.



Cut 2 1/2" strips x width of fabric for your binding. ENJOY!

To learn more about Julie Hendricksen or ask questions about this quilt go to:

www.jjstitches.com

**Always look on our website before starting your project to see
if there are any updates or corrections**

Be sure to visit www.windhamfabrics.com to see the complete collection
and to download this and other Free Projects



WINDHAM FABRICS