

Antique Notions

Designed by Jean Katherine Smith
Featuring the Haberdasher Collection by Brian Haggard
Size: 57" x 57"









Check www.windhamfabrics.com Free Project section to see if there are any pattern updates before you start your quilt

WINDHAM FABRICS

812 Jersey Ave ~ Jersey City, NJ 07310 ~ 201.659.0444 ~ FAX: 201.659.9719
www.windhamfabrics.com email: retail@windhamfabrics.com

Antique Notions

Designed by Jean Katherine Smith
 Featuring the Haberdasher Collection by Brian Haggard
 Size: 57" x 57"
 Block 9"

Fabric Picture	Quantity	Fabric Number	Placement of Fabric	Cutting
	2 panels	35332-X Multi	8 Blocks	Cut panel into 9 1/2" squares
	3/4 yards	35333-X Multi	8 Blocks	Fussy Cut 8 - 9 1/2" squares
	3/4 yard	35333-2 Tan	Sashing Inner Border	Cut 24 - 2" x 9 1/2" Cut 4 - 2" x 41"
	1 yard	35334-X Multi	Wide Border	Cut 2 - 5 1/2" x 44" Cut 2 - 5 1/2" x 54"
	1/2 yards	35335-2 Tan	Sashing Cornerstones Binding	Cut 13 - 2" squares Cut 7 - 2 1/4" strips
	1/2 yard	35336-3 Dark Tea Stain	Outer Border	Cut 2 - 2" x 54" Cut 2 - 2" x 57"

Quilt Size: 57" x 57"
 Additional Material Needed:

- 3 1/2 yards for backing
- 63" x 63" of quilt batting

WINDHAM FABRICS



Antique Notions

Page 2

Making the Quilt

1. Sew 3 sashing pieces to 4 blocks as shown. Make two sets. Press.



2. Sew 3 sashing pieces to 4 blocks as shown. Make two sets. Press.



3. Sew 4 sashing pieces to 3 cornerstones as shown. Make 3 sets. Press.



4. Sew block sets to sashing sets as shown. Press.

5. Sew an inner border strip to each side.
Sew 2 cornerstones to the ends of two remaining inner border strips. Sew to top and bottom matching seams. Press.

6. Sew the 5 1/2" x 44" border strips to sides.
Sew the 5 1/2" x 54" border strips to top and bottom. Press.

7. Sew the 2" x 54" outer border strips to sides.
Sew the 2" x 57" outer border strips to top and bottom. Press.

8. Layer quilt top, batting and backing and quilt as desired.
Trim and attach binding. **ENJOY!**



For questions or more information contact:
Jean at 239-297-7181 or jeanksmith@gmail.com

Be sure to visit www.windhamfabrics.com to see the complete collection and to download other Free Projects

WINDHAM FABRICS

