


Palette 2021

designed by Marcia Derse of Marcia Derse Designs
featuring the Palette 2021 fabric collection by Whistler Studios

QUILT SIZE: 36" x 45"










THIS IS A DIGITAL REPRESENTATION OF THE QUILT TOP, FABRIC MAY VARY.

FREE
PROJECT

PLEASE NOTE: BEFORE MAKING YOUR PROJECT, CHECK FOR ANY PATTERN UPDATES AT WINDHAMFABRICS.COM'S FREE PROJECTS SECTION.



Palette 2021

KEY	FABRIC	SKU	YD	CUTTING INSTRUCTIONS
1		37098-87 murple	Fat 1/8	• (1) 3-1/2" square.
2		37098-42 mulberry	Fat 1/8	• (1) 3-1/2" x 4-1/2" strip.
3		37098-23 mimi pink	Fat 1/8	• (1) 4-1/2" x 7-1/2" strip.
4		37098-63 mars red	Fat 1/8	• (1) 4-1/2" x 7-1/2" strip.
5		37098-24 pink	Fat 1/8	• (1) 4-1/2" x 11-1/2" strip.
6		37098-88 cotton candy	Fat 1/8	• (1) 3-1/2" square.
7		37098-70 cactus rose	Fat 1/8	• (1) 3-1/2" x 4-1/2" strip.
8		37098-66 petal pink	Fat 1/8	• (1) 4-1/2" x 7-1/2" strip.
9		37098-25 concord grape	Fat 1/8	• (1) 4-1/2" x 7-1/2" strip.
10		37098-62 marionberry	Fat 1/8	• (1) 4-1/2" x 11-1/2" strip.
11		37098-61 orchid	Fat 1/8	• (1) 3-1/2" square.
12		37098-26 lavender	Fat 1/8	• (1) 3-1/2" x 4-1/2" strip.
13		37098-71 skyline	Fat 1/8	• (1) 4-1/2" x 7-1/2" strip.
14		37098-82 just red	Fat 1/8	• (1) 4-1/2" x 7-1/2" strip.

Project Disclaimer: Every effort has been made to ensure that all projects are error free. All the information is presented in good faith, however, no warranty can be given nor results guaranteed. Therefore, we assume no responsibility nor damages that may occur when referring to this pattern. When errors are brought to our attention, we make every effort to correct and post a revision as soon as possible. We suggest you check (windhamfabrics.net) for pattern updates and to test the pattern prior to making the project. Test templates first, before cutting all the pieces. Free projects are not for resale.


















Palette 2021

KEY	FABRIC	SKU	YD	CUTTING INSTRUCTIONS
15		37098-16 cherry	Fat 1/8	• (1) 4-1/2" x 11-1/2" strip.
16		37098-77 tangerine	Fat 1/8	• (1) 3-1/2" square.
17		37098-17 papaya	Fat 1/8	• (1) 3-1/2" x 4-1/2" strip.
18		37098-75 guava	Fat 1/8	• (1) 4-1/2" x 7-1/2" strip.
19		37098-7 salted caramel	Fat 1/8	• (1) 4-1/2" x 7-1/2" strip.
20		37098-85 brick	Fat 1/8	• (1) 4-1/2" x 11-1/2" strip.
21		37098-21 wine	Fat 1/8	• (1) 3-1/2" square.
22		37098-22 cardinal	Fat 1/8	• (1) 3-1/2" x 4-1/2" strip.
23		37098-52 persimmon	Fat 1/8	• (1) 4-1/2" x 7-1/2" strip.
24		37098-53 matador	Fat 1/8	• (1) 4-1/2" x 7-1/2" strip.
25		37098-54 radish	Fat 1/8	• (1) 4-1/2" x 11-1/2" strip.
26		37098-15 salmon	Fat 1/8	• (1) 3-1/2" square.
27		37098-72 blossom	Fat 1/8	• (1) 3-1/2" x 4-1/2" strip.
28		37098-50 paprika	Fat 1/8	• (1) 4-1/2" x 7-1/2" strip.
29		37098-19 pumpkin	Fat 1/8	• (1) 4-1/2" x 7-1/2" strip.


















Palette 2021

KEY	FABRIC	SKU	YD	CUTTING INSTRUCTIONS
30		37098-103 mandarin orange	Fat 1/8	• (1) 4-1/2" x 11-1/2" strip.
31		37098-99 orange cream	Fat 1/8	• (1) 3-1/2" square.
32		37098-104 turmeric	Fat 1/8	• (1) 3-1/2" x 4-1/2" strip.
33		37098-6 mustard	Fat 1/8	• (1) 4-1/2" x 7-1/2" strip.
34		37098-13 saffron	Fat 1/8	• (1) 4-1/2" x 7-1/2" strip.
35		37098-98 canary	Fat 1/8	• (1) 4-1/2" x 11-1/2" strip.
36		37098-46 daffodil	Fat 1/8	• (1) 3-1/2" square.
37		37098-14 duckling	Fat 1/8	• (1) 3-1/2" x 4-1/2" strip.
38		37098-73 little yellow	Fat 1/8	• (1) 4-1/2" x 7-1/2" strip.
39		37098-65 cornmeal	Fat 1/8	• (1) 4-1/2" x 7-1/2" strip.
40		37098-40 chartreuse	Fat 1/8	• (1) 4-1/2" x 11-1/2" strip.
41		37098-90 cumin	Fat 1/8	• (1) 3-1/2" square.
42		37098-9 sienna	Fat 1/8	• (1) 3-1/2" x 4-1/2" strip.
43		37098-91 lichen	Fat 1/8	• (1) 4-1/2" x 7-1/2" strip.
44		37098-57 bottle brown	Fat 1/8	• (1) 4-1/2" x 7-1/2" strip.


















Palette 2021

KEY	FABRIC	SKU	YD	CUTTING INSTRUCTIONS
45		37098-45 lemongrass	Fat 1/8	• (1) 4-1/2" x 11-1/2" strip.
46		37098-37 olive	Fat 1/8	• (1) 3-1/2" square.
47		37098-59 sweet pea	Fat 1/8	• (1) 3-1/2" x 4-1/2" strip.
48		37098-89 lamb's ear	Fat 1/8	• (1) 4-1/2" x 7-1/2" strip.
49		37098-36 grass	Fat 1/8	• (1) 4-1/2" x 7-1/2" strip.
50		37098-38 everglade	Fat 1/8	• (1) 4-1/2" x 11-1/2" strip.
51		37098-76 hummingbird	Fat 1/8	• (1) 3-1/2" square.
52		37098-78 this green	Fat 1/8	• (1) 3-1/2" x 4-1/2" strip.
53		37098-92 shamrock	Fat 1/8	• (1) 4-1/2" x 7-1/2" strip.
54		37098-97 peacock	Fat 1/8	• (1) 4-1/2" x 7-1/2" strip.
55		37098-68 dragon scale	Fat 1/8	• (1) 4-1/2" x 11-1/2" strip.
56		37098-44 tropical green	Fat 1/8	• (1) 3-1/2" square.
57		37098-34 spruce	Fat 1/8	• (1) 3-1/2" x 4-1/2" strip.
58		37098-60 tide pool	Fat 1/8	• (1) 4-1/2" x 7-1/2" strip.
59		37098-35 mint	Fat 1/8	• (1) 4-1/2" x 7-1/2" strip.



Palette 2021

KEY	FABRIC	SKU	YD	CUTTING INSTRUCTIONS
60		37098-67 minty green	Fat 1/8	• (1) 4-1/2" x 11-1/2" strip.
61		37098-30 mediterranean	Fat 1/8	• (1) 3-1/2" square.
62		37098-96 lake	Fat 1/8	• (1) 3-1/2" x 4-1/2" strip.
63		37098-29 curacao	Fat 1/8	• (1) 4-1/2" x 7-1/2" strip.
64		37098-93 glacier	Fat 1/8	• (1) 4-1/2" x 7-1/2" strip.
65		37098-64 indigo	Fat 1/8	• (1) 4-1/2" x 11-1/2" strip.
66		37098-28 dark teal	Fat 1/8	• (1) 3-1/2" square.
67		37098-33 ocean	Fat 1/8	• (1) 3-1/2" x 4-1/2" strip.
68		37098-43 Giotto blue	Fat 1/8	• (1) 4-1/2" x 7-1/2" strip.
69		37098-95 pool	Fat 1/8	• (1) 4-1/2" x 7-1/2" strip.
70		37098-79 royal blue	Fat 1/8	• (1) 4-1/2" x 11-1/2" strip.
71		37098-69 cornflower blue	Fat 1/8	• (1) 3-1/2" square.
72		37098-32 bluebird	Fat 1/8	• (1) 3-1/2" x 4-1/2" strip.
73		37098-94 iris	Fat 1/8	• (1) 4-1/2" x 7-1/2" strip.
74		37098-27 blueberry	Fat 1/8	• (1) 4-1/2" x 7-1/2" strip.



Palette 2021

KEY	FABRIC	SKU	YD	CUTTING INSTRUCTIONS
75		37098-86 eggplant	Fat 1/8	• (1) 4-1/2" x 11-1/2" strip.
76		37098-81 so purple	Fat 1/8	• (1) 3-1/2" square.
77		37098-84 espresso	Fat 1/8	• (1) 3-1/2" x 4-1/2" strip.
78		37098-10 burnt umber	Fat 1/8	• (1) 4-1/2" x 7-1/2" strip.
79		37098-83 mocha	Fat 1/8	• (1) 4-1/2" x 7-1/2" strip.
80		37098-101 rust	Fat 1/8	• (1) 4-1/2" x 11-1/2" strip.
81		37098-5 saddle	Fat 1/8	• (1) 3-1/2" square.
82		37098-102 mushroom	Fat 1/8	• (1) 3-1/2" x 4-1/2" strip.
83		37098-49 blush	Fat 1/8	• (1) 4-1/2" x 7-1/2" strip.
84		37098-4 brindle	Fat 1/8	• (1) 4-1/2" x 7-1/2" strip.
85		37098-51 driftwood	Fat 1/8	• (1) 4-1/2" x 11-1/2" strip.
86		37098-8 taupe	Fat 1/8	• (1) 3-1/2" square.
87		37098-48 safari	Fat 1/8	• (1) 3-1/2" x 4-1/2" strip.
88		37098-74 almond	Fat 1/8	• (1) 4-1/2" x 7-1/2" strip.
89		37098-11 cream	Fat 1/8	• (1) 4-1/2" x 7-1/2" strip.



Palette 2021

KEY	FABRIC	SKU	YD	CUTTING INSTRUCTIONS
90		37098-56 cloud	Fat 1/8	• (1) 4-1/2" x 11-1/2" strip.
91		37098-12 chalk	Fat 1/8	• (1) 3-1/2" square.
92		37098-2 ash	Fat 1/8	• (1) 3-1/2" x 4-1/2" strip.
93		37098-55 battleship	5/8	• (1) 4-1/2" x 7-1/2" strip. • (5) 2-1/2" x width of fabric (WOF) strips.
94		37098-100 stone	Fat 1/8	• (1) 4-1/2" x 7-1/2" strip.
95		37098-58 poppyseed	Fat 1/8	• (1) 4-1/2" x 11-1/2" strip.
96		37098-39 alligator	Fat 1/8	• (1) 3-1/2" square.
97		37098-3 smoke	Fat 1/8	• (1) 3-1/2" x 4-1/2" strip.
98		37098-80 storm cloud	Fat 1/8	• (1) 4-1/2" x 7-1/2" strip.
99		37098-41 nautical blue	Fat 1/8	• (1) 4-1/2" x 7-1/2" strip.
100		37098-1 vine black	Fat 1/8	• (1) 4-1/2" x 11-1/2" strip.
		Backing (your choice)	2-1/2	• (2) 44" x WOF strips. Sew the strips together and trim to 44" x 53" for the pieced back.
				Batting 44" x 53"



Palette 2021

Block Assembly:

Note: Pay attention to the unit orientations.

1. Sew (1) **#2** 3 1/2" x 4 1/2" strip to the top of (1) **#1** 3 1/2" square. Sew (1) **#3** 4 1/2" x 7 1/2" strip to the right side of the newly sewn strip.
2. Sew (1) **#4** 4 1/2" x 7 1/2" strip to the bottom of the strip from **Step 1**.
3. Sew (1) **#5** 4 1/2" x 11 1/2" strip to the left side of the strip from **Step 2** to make (1) 11 1/2" **Unit 1** square.
4. Repeat **Steps 1-3** and refer to **Figures 2-20** for fabric identification, placement and orientation to make (1) of each unit square for **Unit 2** through **Unit 20**.

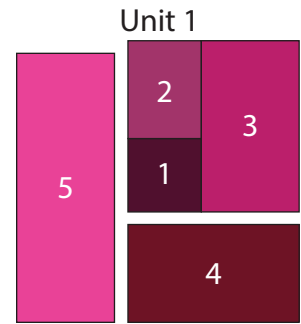


Fig. 1

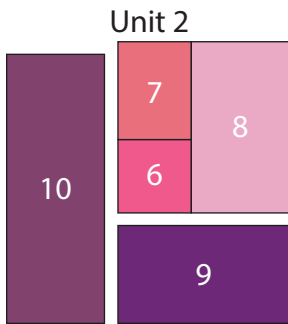


Fig. 2

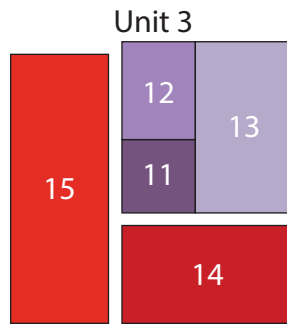


Fig. 3

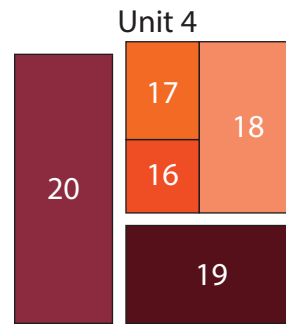


Fig. 4

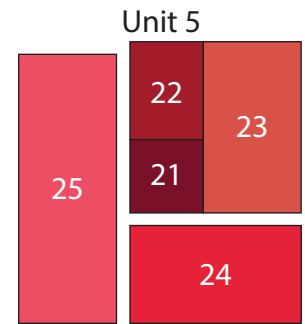


Fig. 5

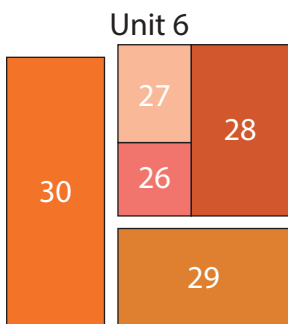


Fig. 6

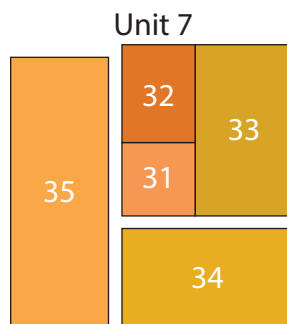


Fig. 7

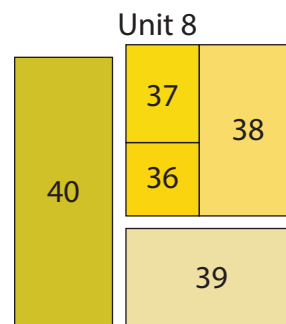


Fig. 8

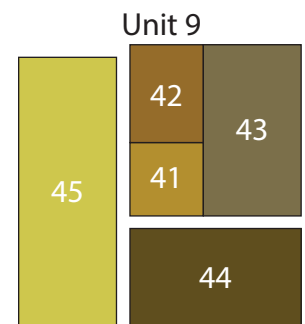


Fig. 9

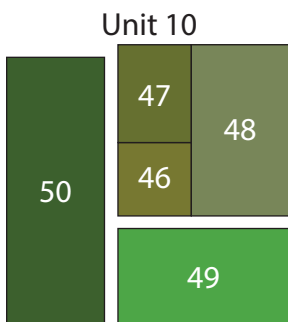


Fig. 10

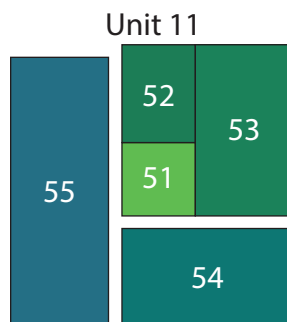


Fig. 11

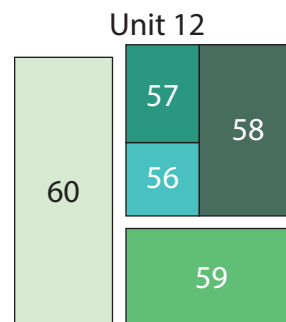


Fig. 12

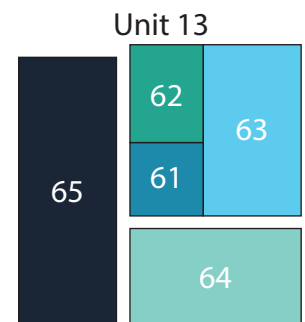


Fig. 13



Palette 2021

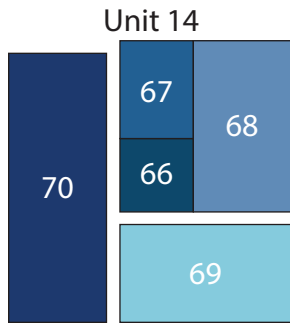


Fig. 14

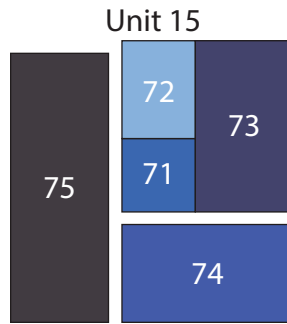


Fig. 15

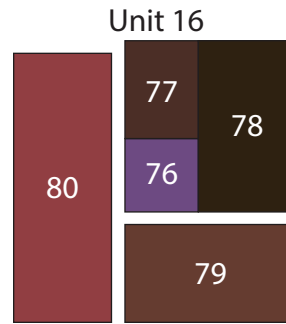


Fig. 16

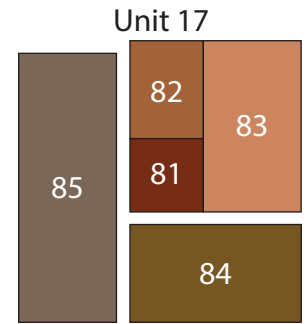


Fig. 17

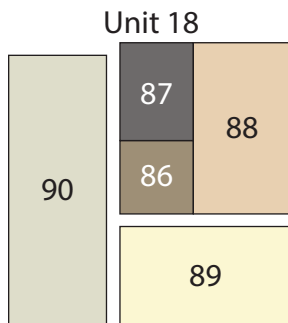


Fig. 18

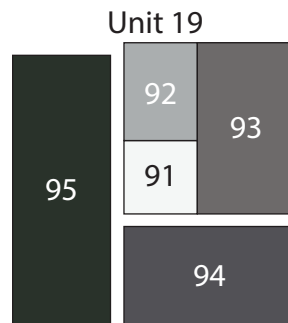


Fig. 19

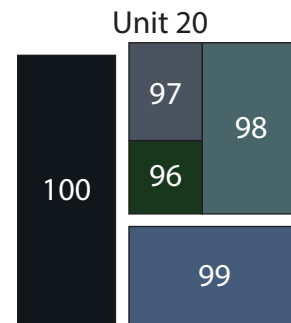


Fig. 20

5. Place a 9 1/2" square ruler on the **Unit 1** square as shown in **Figure 21**. Cut out the square to make (1) **Block One** square.

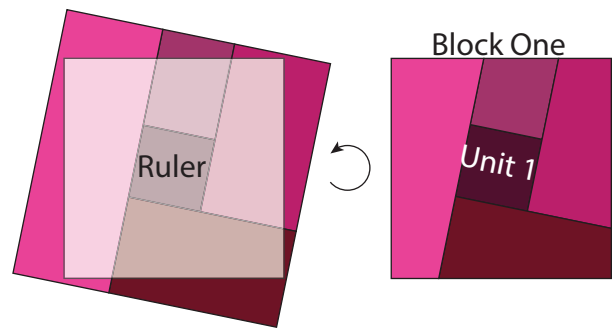


Fig. 21

6. Repeat **Step 5** and refer to **Figures 22-40** for component identification, placement and orientation to make (1) of each block square for **Block Two** through **Block Twenty**.

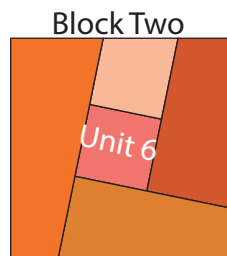


Fig. 22

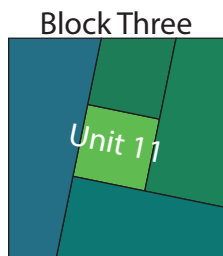


Fig. 23

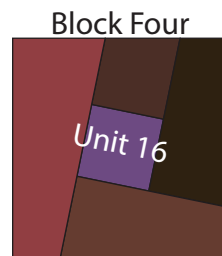


Fig. 24



Palette 2021

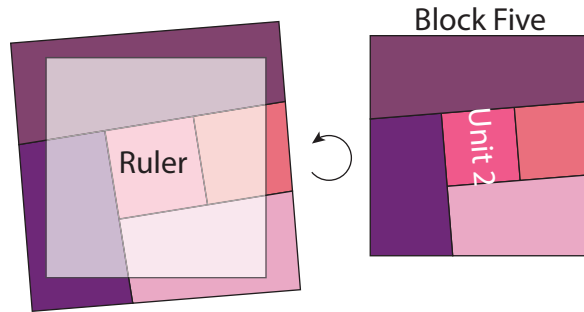


Fig. 25

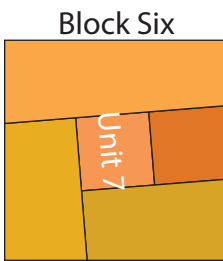


Fig. 26

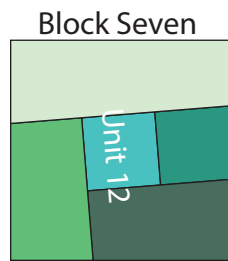


Fig. 27

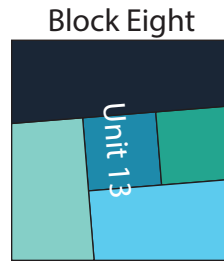


Fig. 28

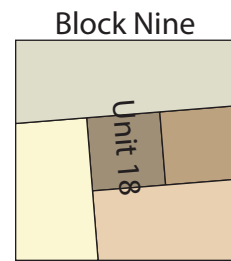


Fig. 29

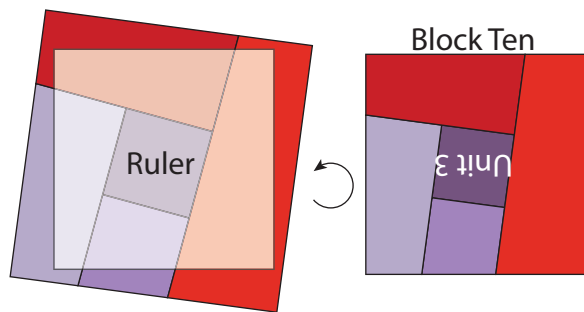


Fig. 30

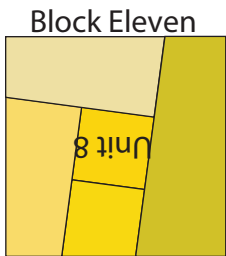


Fig. 31

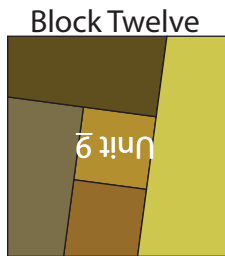


Fig. 32




Fig. 33

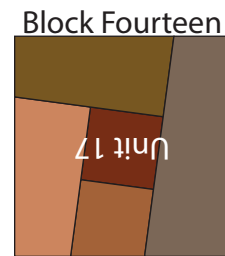


Fig. 34

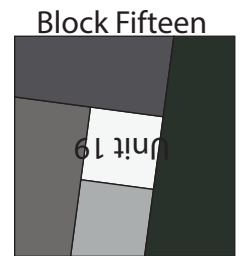


Fig. 35



Palette 2021

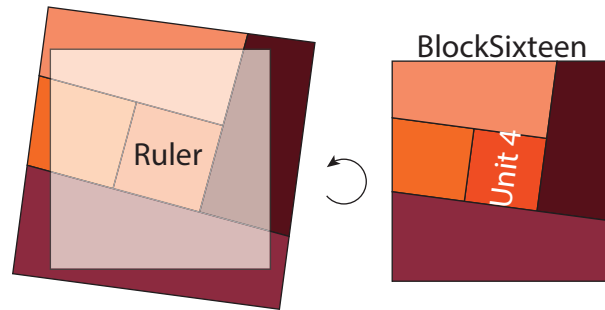


Fig. 36

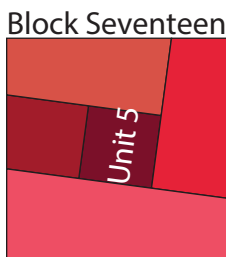


Fig. 37

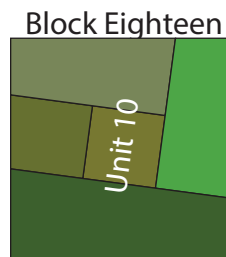


Fig. 38

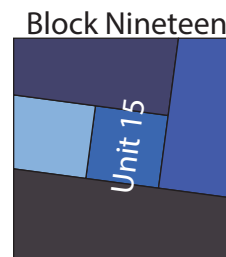


Fig. 39

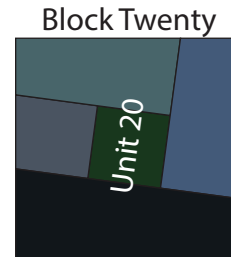


Fig. 40

Quilt Top Assembly

(Refer to the Quilt Diagram while assembling the quilt top.)

7. Follow the Quilt Layout and sew together the (20) **Blocks** into a 4 x 5 matrix to make the 36-1/2" x 45-1/2" quilt top.

Finishing

8. Layer and quilt as desired

9. Sew the (5) **#93** 2-1/2" x WOF strips together end-to-end with 45-degree seams to make the binding. Fold this long strip in half lengthwise with wrong sides together and press.

10. Bind as desired.



Palette 2021

SIZE: 36" X 45"

Quilt Diagram

