

# Fresh Faces

Designed by LJ Simon  
Featuring *Dream* by Jill McDonald





SIZE: 36" x 48"










# Fresh Faces

**Cutting Notes:** Mark and store your cutting pieces according to the block they have been assigned to, as this will make it much easier when you start piecing. Be sure to read the entire pattern before you begin. Appliqué techniques required.

KEY	FABRIC	SKU	YD	CUTTING INSTRUCTIONS
A		35370S-1 Optic White WINDHAM SOLIDS	1/8	<b>TEMPLATES</b> Panda Pupils Rainbow Dots Fox Forehead Markings Frog Eyes Cat Eyeballs & Inner Whiskers Mouse Eyes
B		40171-01 Charcoal / White ARTISAN COTTON	FQ	<b>TEMPLATES</b> Bunny Nose Rainbow Center Tiger Nose Apple Stem Mouse Left Inner Ear Bear Face
C		40171-02 Black / Grey ARTISAN COTTON	FQ	<b>TEMPLATES</b> Panda Ears & Eye Patches Bunny Eyeballs & Left Top Whisker Fox Eyeballs Frog Smile & Pupils Cat Face & Outer Whiskers Tiger Eyeballs Apple Left Leaf Mouse Pupils, Right Inner Ear, Nose & Whiskers Elephant Eyelid Lion Eyelids & Nose Bear Eyeballs
D		40171-10 Green / Blue ARTISAN COTTON; INCLUDES BINDING	5/8	<b>TEMPLATES</b> Frog Face Apple Right Leaf Elephant Flower Stem <b>BINDING</b> (5) 2-1/4" x WOF strips for binding
E		40171-22 Tan / Beige ARTISAN COTTON	3/8	<b>TEMPLATES</b> Panda Face 1st Rainbow Arch Fox Cheeks Apple Elephant Flower Lion Face Bear Nose Tiger Inner Ears



# Fresh Faces

KEY	FABRIC	SKU	YD	CUTTING INSTRUCTIONS
F		40171-42 Yellow / Grey ARTISAN COTTON	FQ	<b>TEMPLATES</b> Rainbow 3rd Arch Tiger Face Lion Mane
G		40171-46 Turquoise / Jade ARTISAN COTTON	1/8	<b>TEMPLATES</b> Bunny Inner Ears & 3 Whiskers Elephant Ear Lion Crown Bear Bowtie
H		40171-48 Stone / Lavender ARTISAN COTTON	FQ	<b>TEMPLATES</b> Bunny Face Rainbow 2nd Arch Fox Nose Cat Nose & Collar Ornament Tiger Stripe Markings Mouse Face Elephant Face Bear Left Inner Ear & Snout
I		40171-53 Walnut / Tan ARTISAN COTTON	FQ	<b>TEMPLATES</b> Panda Nose Fox Face Cat Forehead Marking & Collar Tiger Upper Nose Lion Forehead Marking
J		51735-3 White	1-2/3	<b>QUILT BLOCKS</b> (12) 12-1/2" squares Bunny Nose Pad Bear Right Inner Earx
		Batting		44" x 56"
		Backing	1-5/8	NOT INCLUDED

**PROJECT DISCLAIMER:** Every effort has been made to ensure that all projects are error free. All the information is presented in good faith, however, no warranty can be given nor results guaranteed. Therefore, we assume no responsibility for damages that may occur when referring to this pattern. When errors are brought to our attention, we make every effort to correct and post a revision as soon as possible. We suggest you test templates first, before cutting all the pieces.



# Fresh Faces

## Additional Requirements:

- Fusible webbing to adhere fabric pieces to blocks
- Glue Pen (recommended) to keep small pieces from shifting until applied to larger pieces
- Matching thread for each appliqué piece or color of your choice
- Embroidery thread in White and Black colors
- Fabric marking pen (for marking around each template)
- Parchment paper, Teflon non-stick pad or large coffee filter for pressing cloth
- Bleach White Batting - face print is white so the top of quilt will not change color

## Special Notes:

- All seam allowances are 1/4".
- All templates are straight cut with no seam allowance as they are to be appliquéd with a tight zigzag or other desired stitch. Templates are shown in reverse for tracing onto fusible web.
- Follow all manufacturer's recommended instructions for glue pens and fusible webbing for adhering pieces to applique.

## Constructing Quilt Blocks

1. Trace templates onto paper side of fusible web and cut out 1/4" past lines. Label each template with piece name. Templates are marked with the fabric 'letter' in **RED** to be sure you are cutting from the correct color. Sort into piles indicated by fabric color.
2. Fuse roughly cut templates on fusible web to the wrong side of indicated fabric. Always follow manufacturer's recommended instructions for using their products. The parchment, teflon non-stick pad or coffee filter can work as a pressing cloth to protect your iron and ironing board as you fuse.
3. Cut out all shapes. Fuse smaller detail pieces onto large face pieces, using pressing cloth as you work. Refer to the placement guide for each block on the template sheet. Tip: For small pieces, like eyeballs, whiskers and markings, you might want to use a glue pen to tack them in place so they don't slip. Fuse faces, apple pieces, and rainbow pieces onto 12-1/2" **J** squares, centering each motif.
4. To appliqué stitch each block, it is easier to stack the (12) blocks and work down the stack as you machine appliqué each color. You will be working on parts of each animal face, rainbow or apple as you go along. This way keeps you from having to constantly change the thread color. Use a zigzag stitch of your desired thickness.

**Note: Since they are fun faces you can feel free to improvise how they look as a personal option!**



# Fresh Faces

Using the white color thread as an example:

- Panda - appliqué white eyeballs
- Rainbow - appliqué white dots
- Fox - appliqué the white forehead markings
- Frog - appliqué the white eyes
- Cat - appliqué white eyeballs and white whiskers
- Mouse - appliqué white eyes
- Repeat this same process for each color thread you use.

5. Repeat this same process for each color thread you use.

6. Embroidery - the mouth of the panda, bunny, cat, tiger and lion are all embroidered using a chain stitch. All require black embroidery thread except that cat uses white.

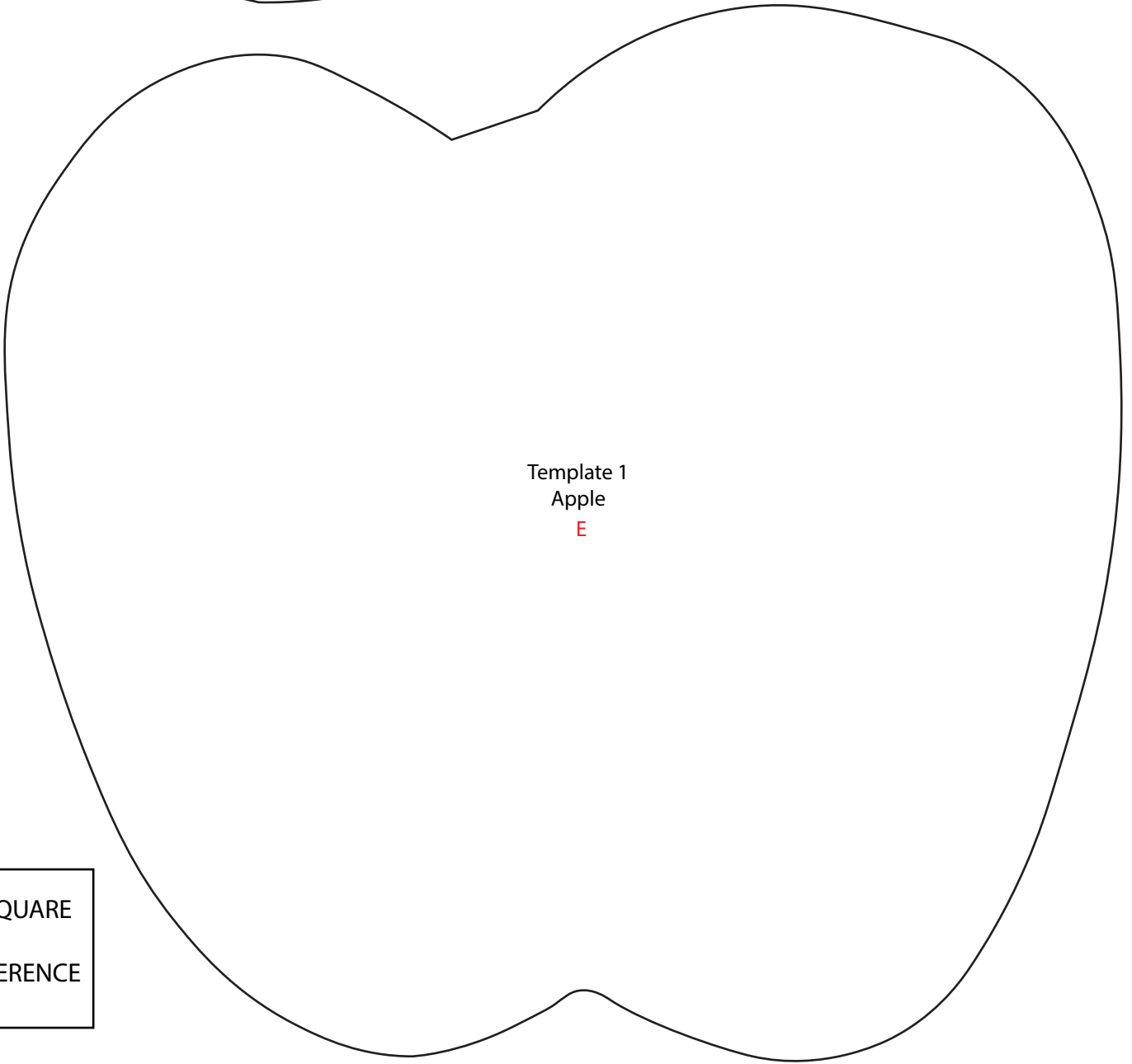
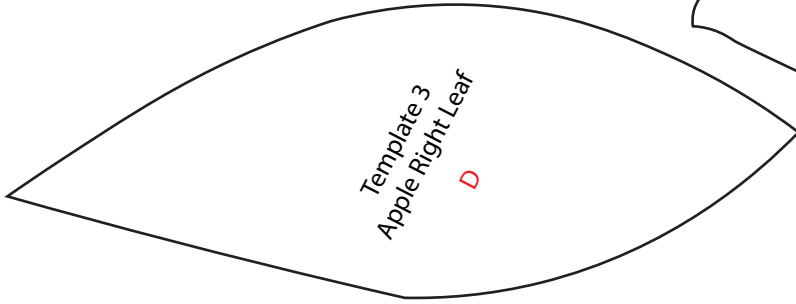
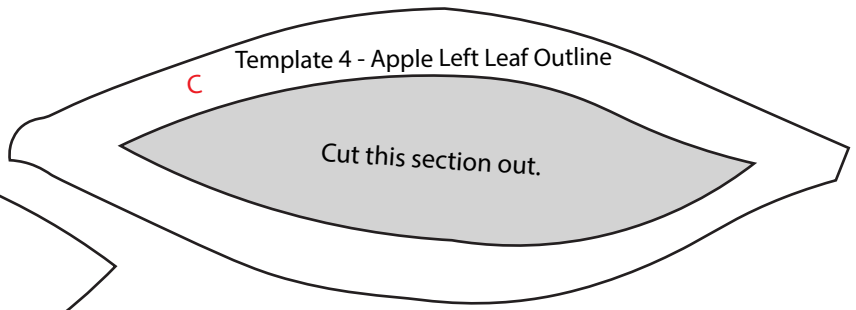
7. Once all (12) blocks have been completed then arrange them in (4) rows of (3) blocks each following the quilt picture. Sew the blocks together first in each row, then sew each row together and press.

## Finishing

8. With the backing fabric laying taut, place batting and then quilt top to form quilt sandwich.

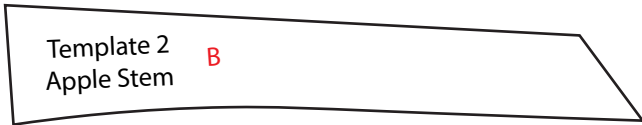
9. Baste sandwich. Quilt as desired.

10. Bind with **Fabric D** strips to finish quilt.



Template 1  
Apple  
E

1" SQUARE  
FOR  
REFERENCE



Template 2  
Apple Stem  
B

FRESH FACES QUILT KIT • TEMPLATE PAGE 1/18  
COLLECTION: DREAM BY JILL MCDONALD  
TEMPLATES ARE PRINTED IN REVERSE AND AT 100% SCALE.



WINDHAM FABRICS  
WWW.WINDHAMFABRICS.COM

IF YOU HAVE ANY ISSUES WITH THE TEMPLATES  
PLEASE CONTACT WINDHAM FABRICS AT  
INFO@WINDHAMFABRICS.COM OR 866.842.7631

Embroidery Bunny Smile



Template 10  
Bunny Eye Balls  
CUT 2



Template 5  
Bunny Nose Pad Background

J

1" SQUARE  
FOR  
REFERENCE

Template 7  
Bunny Left Ear

G

B  
Template 6  
Bunny Nose

Cut this section out.

G

Template 8 - Bunny Right Ear

Template 9  
Bunny Face

H

Template 11 - Bunny Whiskers

CUT 4

C+G 11

FRESH FACES QUILT KIT • TEMPLATE PAGE 2/18  
COLLECTION: DREAM BY JILL MCDONALD

TEMPLATES ARE PRINTED IN REVERSE AND AT 100% SCALE.

IF YOU HAVE ANY ISSUES WITH THE TEMPLATES  
PLEASE CONTACT WINDHAM FABRICS AT  
INFO@WINDHAMFABRICS.COM OR 866.842.7631



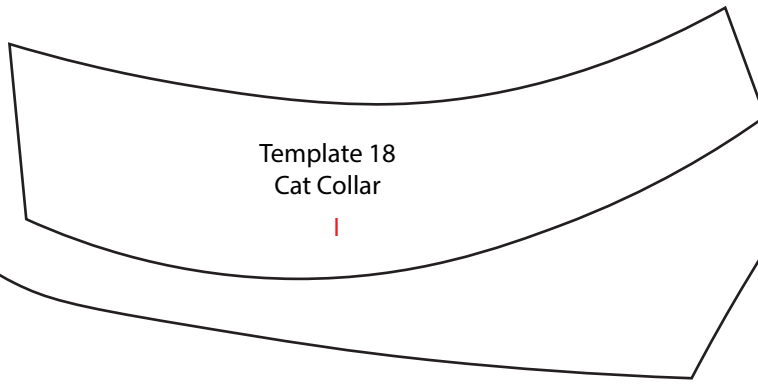
WINDHAM FABRICS

WWW.WINDHAMFABRICS.COM

Template 20.2 - Cat Inner Upper Left Whisker  
20.2 A

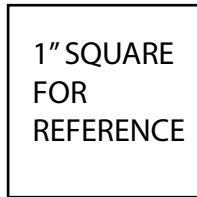
Template 20.3 - Cat Inner Bottom Left Whisker  
20.3 A

Template 20.1 - Cat Inner Bottom Right Whisker  
20.1 A



Template 18  
Cat Collar  
I

Template 12  
Cat Face  
C



1" SQUARE  
FOR  
REFERENCE

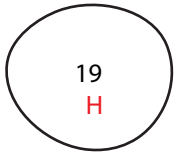
FRESH FACES QUILT KIT • TEMPLATE PAGE 3/18  
COLLECTION: DREAM BY JILL MCDONALD  
TEMPLATES ARE PRINTED IN REVERSE AND AT 100% SCALE.

IF YOU HAVE ANY ISSUES WITH THE TEMPLATES  
PLEASE CONTACT WINDHAM FABRICS AT  
INFO@WINDHAMFABRICS.COM OR 866.842.7631



WINDHAM FABRICS

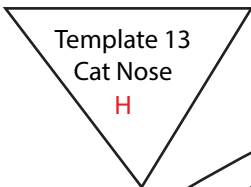
WWW.WINDHAMFABRICS.COM



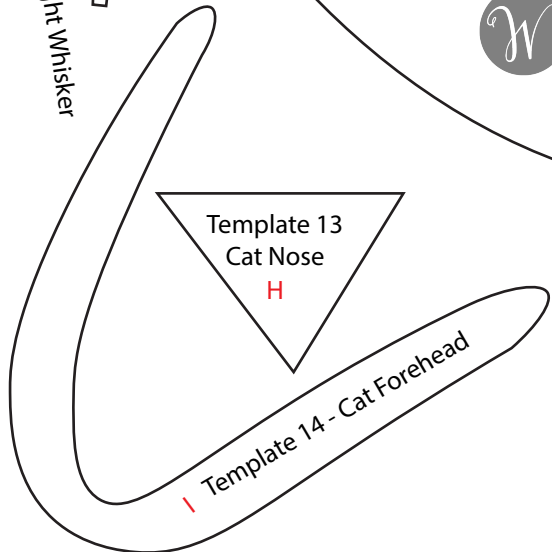
Template 19  
Cat Collar Ornament  
H



Template 17  
Cat Eye Balls  
CUT 2  
A



Template 13  
Cat Nose  
H



Template 14 - Cat Forehead  
I

Template 16  
Cat Right Outer Whiskers  
CUT 2



16 C

Template 15  
Cat Left Outer Whiskers  
CUT 2



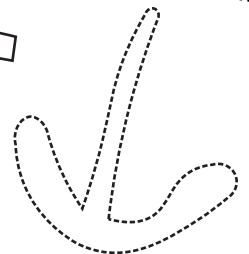
15 C

Template 20 - Cat Inner Upper Right Whisker



A 20

Embroidery Cat Mouth





1" SQUARE  
FOR  
REFERENCE

Template 21 - Side 1  
Lion Mane

F

Align Template 21 - Side 1 + Side 2

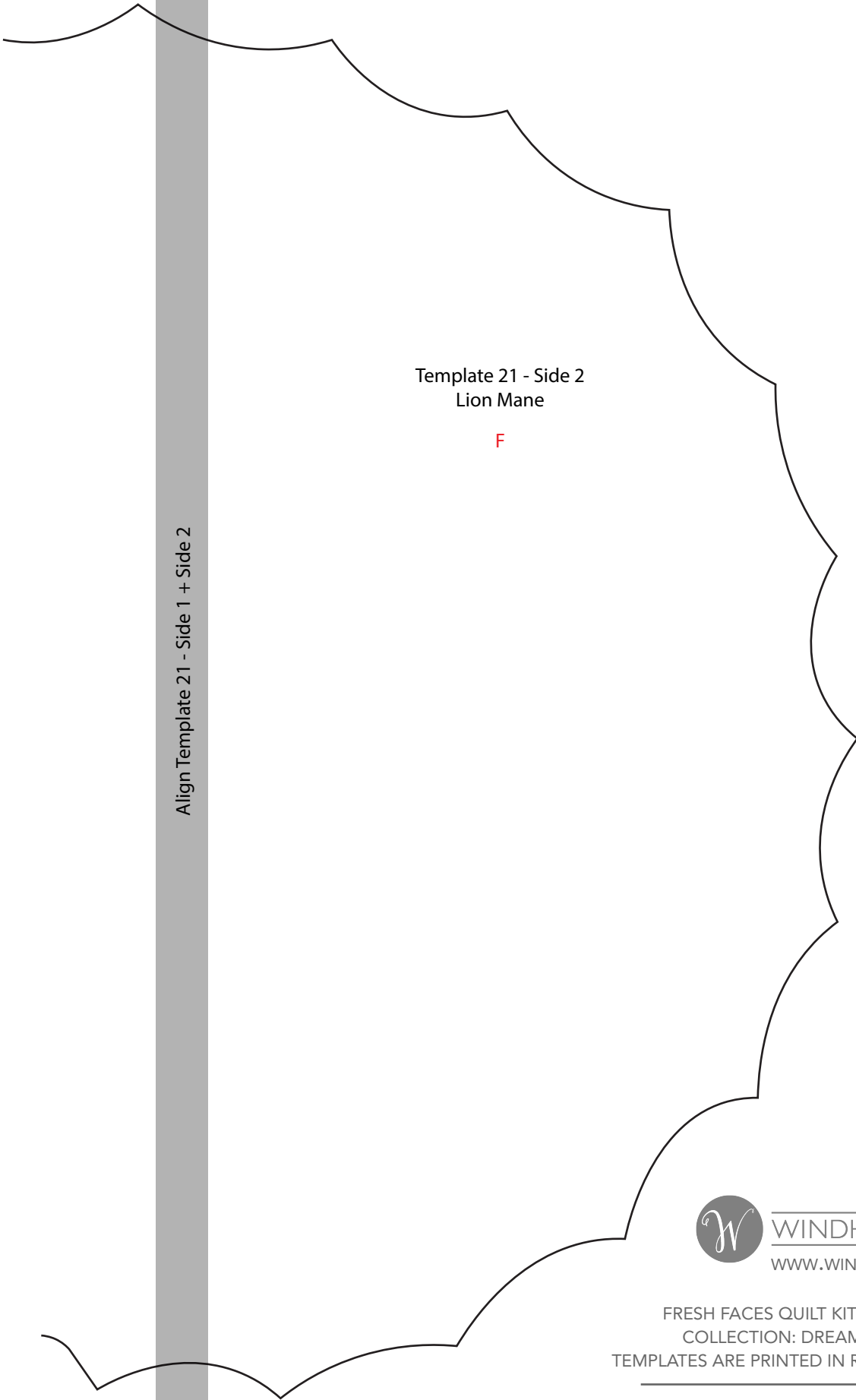
FRESH FACES QUILT KIT • TEMPLATE PAGE 4/18  
COLLECTION: DREAM BY JILL MCDONALD  
TEMPLATES ARE PRINTED IN REVERSE AND AT 100% SCALE.

IF YOU HAVE ANY ISSUES WITH THE TEMPLATES  
PLEASE CONTACT WINDHAM FABRICS AT  
INFO@WINDHAMFABRICS.COM OR 866.842.7631



WINDHAM FABRICS  
WWW.WINDHAMFABRICS.COM

1" SQUARE  
FOR  
REFERENCE



Align Template 21 - Side 1 + Side 2

Template 21 - Side 2  
Lion Mane

F

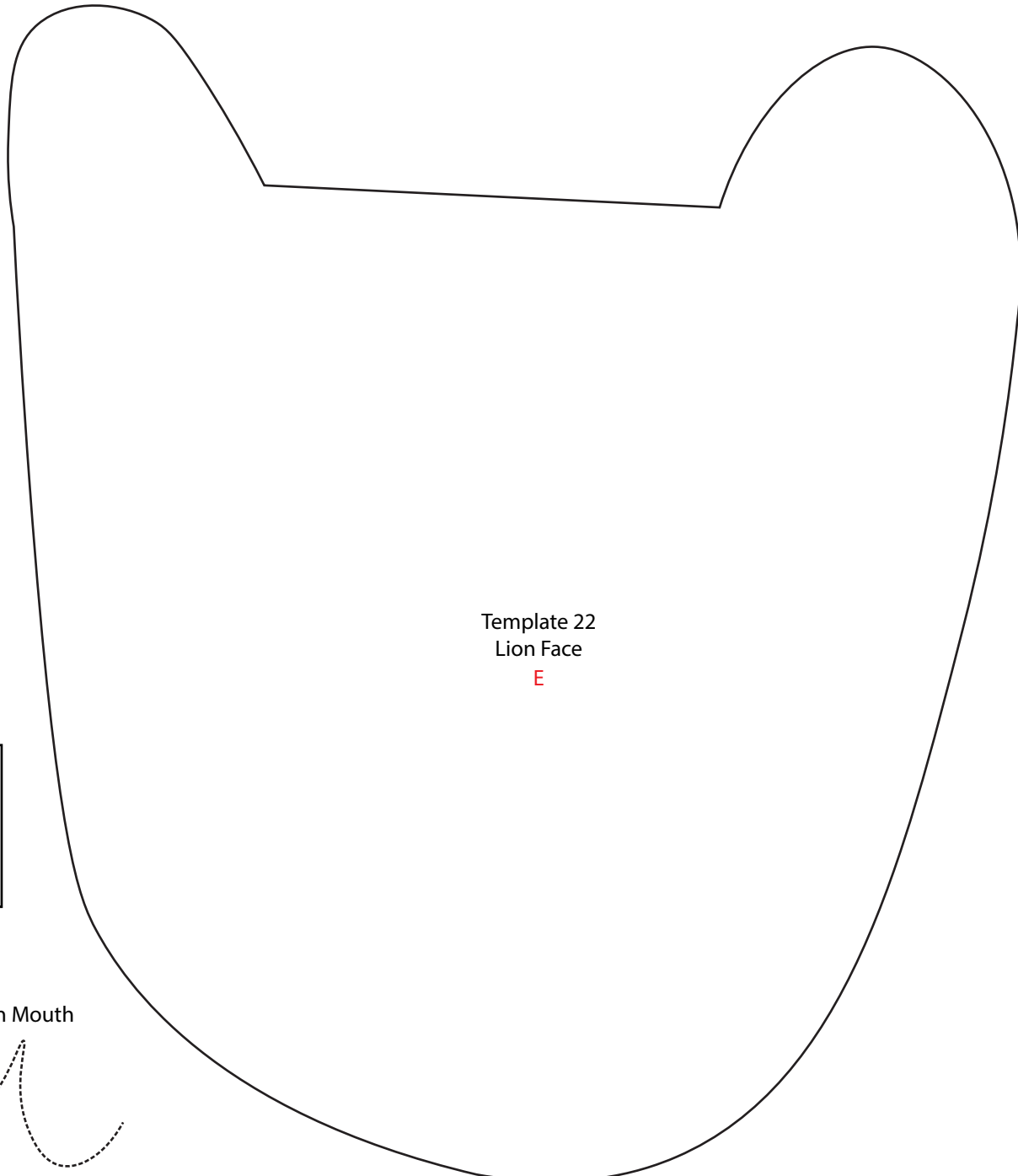


WINDHAM FABRICS

WWW.WINDHAMFABRICS.COM

FRESH FACES QUILT KIT • TEMPLATE PAGE 5/18  
COLLECTION: DREAM BY JILL MCDONALD  
TEMPLATES ARE PRINTED IN REVERSE AND AT 100% SCALE.

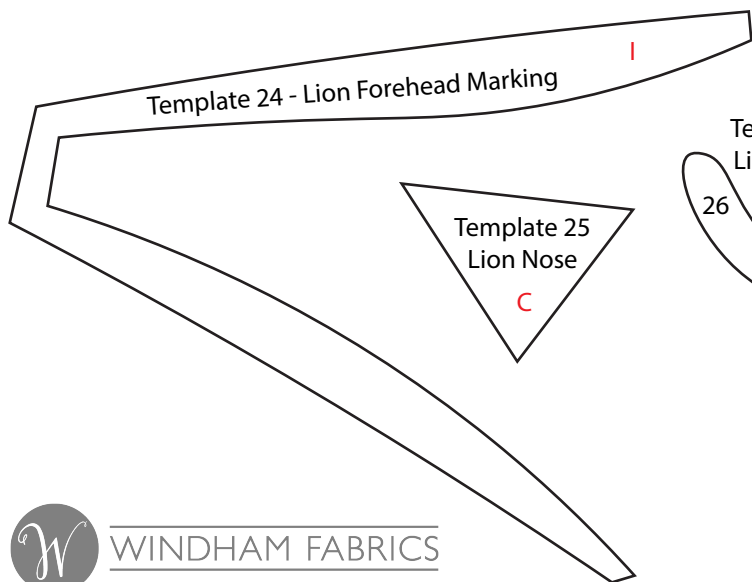
IF YOU HAVE ANY ISSUES WITH THE TEMPLATES  
PLEASE CONTACT WINDHAM FABRICS AT  
INFO@WINDHAMFABRICS.COM OR 866.842.7631



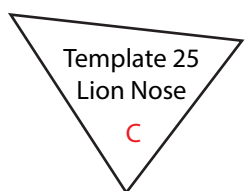
Template 22  
Lion Face  
E

1" SQUARE  
FOR  
REFERENCE

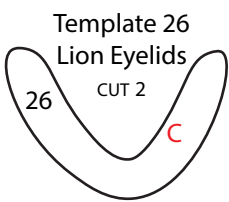
Embroidery Lion Mouth



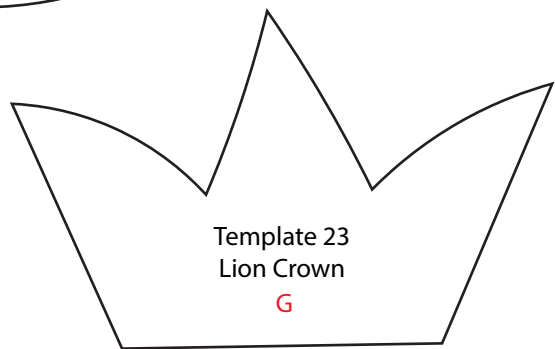
Template 24 - Lion Forehead Marking  
I



Template 25  
Lion Nose  
C



Template 26  
Lion Eyelids  
CUT 2  
26  
C



Template 23  
Lion Crown  
G

FRESH FACES QUILT KIT • TEMPLATE PAGE 6/18  
COLLECTION: DREAM BY JILL MCDONALD  
TEMPLATES ARE PRINTED IN REVERSE AND AT 100% SCALE.

32  
C  
Template 32  
Fox Eye Balls  
CUT 2

31  
A  
Template 31  
Fox Forehead Markings  
CUT 6

Template 27  
Fox Face  
I

Template 30  
Fox Nose  
H

Template 29  
Fox Right Cheek  
E

Template 28  
Fox Left Cheek  
E

1" SQUARE  
FOR  
REFERENCE

FRESH FACES QUILT KIT • TEMPLATE PAGE 7/18  
COLLECTION: DREAM BY JILL MCDONALD  
TEMPLATES ARE PRINTED IN REVERSE AND AT 100% SCALE.

IF YOU HAVE ANY ISSUES WITH THE TEMPLATES  
PLEASE CONTACT WINDHAM FABRICS AT  
INFO@WINDHAMFABRICS.COM OR 866.842.7631



WINDHAM FABRICS  
WWW.WINDHAMFABRICS.COM

Template 34  
Frog Eyes  
CUT 2  
A

Template 35  
Frog Pupils  
CUT 2

35  
C

C  
Template 36 - Frog Smile

Template 33  
Frog Face

D

1" SQUARE  
FOR  
REFERENCE

FRESH FACES QUILT KIT • TEMPLATE PAGE 8/18  
COLLECTION: DREAM BY JILL MCDONALD  
TEMPLATES ARE PRINTED IN REVERSE AND AT 100% SCALE.

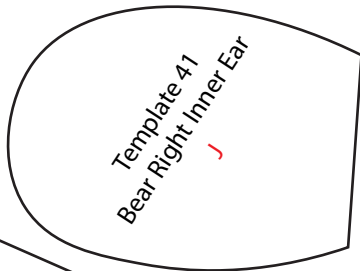
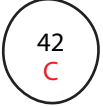
IF YOU HAVE ANY ISSUES WITH THE TEMPLATES  
PLEASE CONTACT WINDHAM FABRICS AT  
INFO@WINDHAMFABRICS.COM OR 866.842.7631



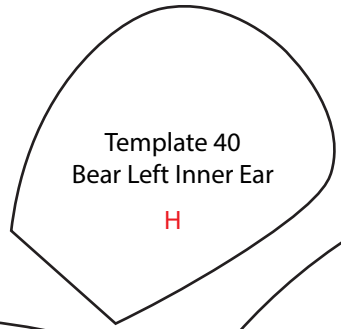
WINDHAM FABRICS

WWW.WINDHAMFABRICS.COM

Template 42  
Bear Eye Balls  
CUT 2



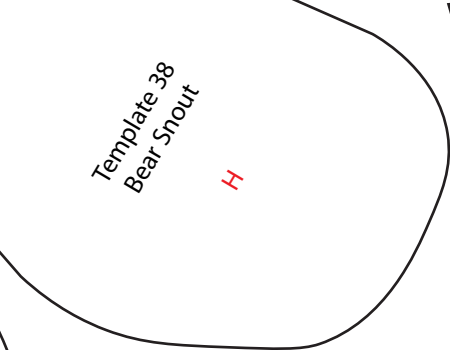
Template 41  
Bear Right Inner Ear  
J



Template 40  
Bear Left Inner Ear  
H



Template 43  
Bear Bow Tie  
G

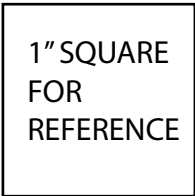


Template 38  
Bear Snout  
H



Template 37  
Bear Face

B



1" SQUARE  
FOR  
REFERENCE

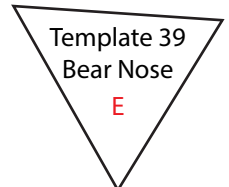
FRESH FACES QUILT KIT • TEMPLATE PAGE 9/18  
COLLECTION: DREAM BY JILL MCDONALD  
TEMPLATES ARE PRINTED IN REVERSE AND AT 100% SCALE.

IF YOU HAVE ANY ISSUES WITH THE TEMPLATES  
PLEASE CONTACT WINDHAM FABRICS AT  
INFO@WINDHAMFABRICS.COM OR 866.842.7631

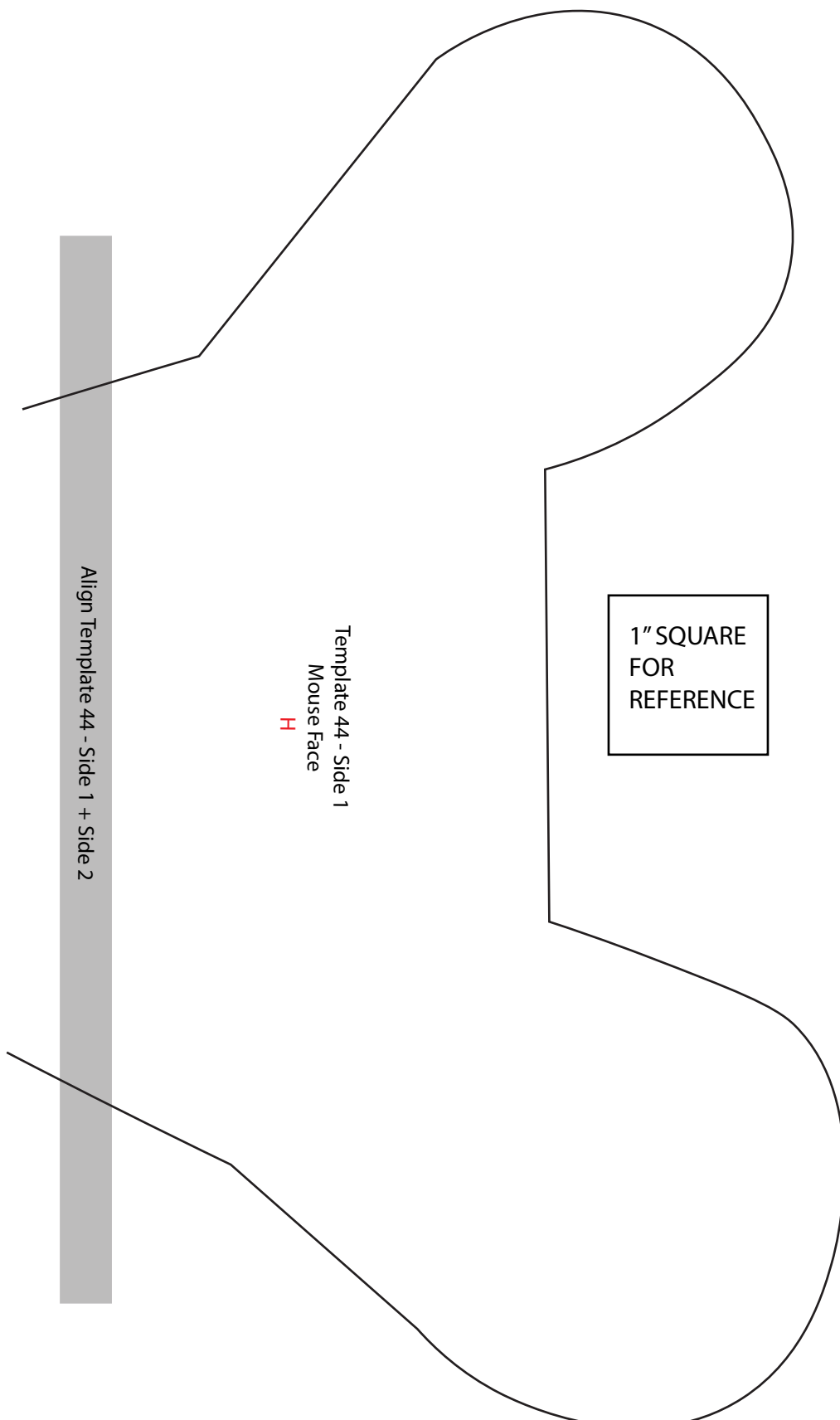


WINDHAM FABRICS

WWW.WINDHAMFABRICS.COM



Template 39  
Bear Nose  
E



Align Template 44 - Side 1 + Side 2

Template 44 - Side 1  
Mouse Face  
H

1" SQUARE  
FOR  
REFERENCE

FRESH FACES QUILT KIT • TEMPLATE PAGE 10/18  
COLLECTION: DREAM BY JILL MCDONALD  
TEMPLATES ARE PRINTED IN REVERSE AND AT 100% SCALE.

IF YOU HAVE ANY ISSUES WITH THE TEMPLATES  
PLEASE CONTACT WINDHAM FABRICS AT  
INFO@WINDHAMFABRICS.COM OR 866.842.7631



WINDHAM FABRICS  
WWW.WINDHAMFABRICS.COM

Align Template 44 - Side 1 + Side 2

Template 44 - Side 2  
Mouse Face

H

Template 50  
Mouse Whiskers  
CUT 4

50  
C

Template 46  
Mouse Pupils  
CUT 2

46  
C

Template 49  
Mouse Right Inner Ear

C

Template 45  
Mouse Eyes  
CUT 2

A

Template 48  
Mouse Left Inner Ear

B

Template 47  
Mouse Nose

C

1" SQUARE  
FOR  
REFERENCE

FRESH FACES QUILT KIT • TEMPLATE PAGE 11/18  
COLLECTION: DREAM BY JILL MCDONALD  
TEMPLATES ARE PRINTED IN REVERSE AND AT 100% SCALE.

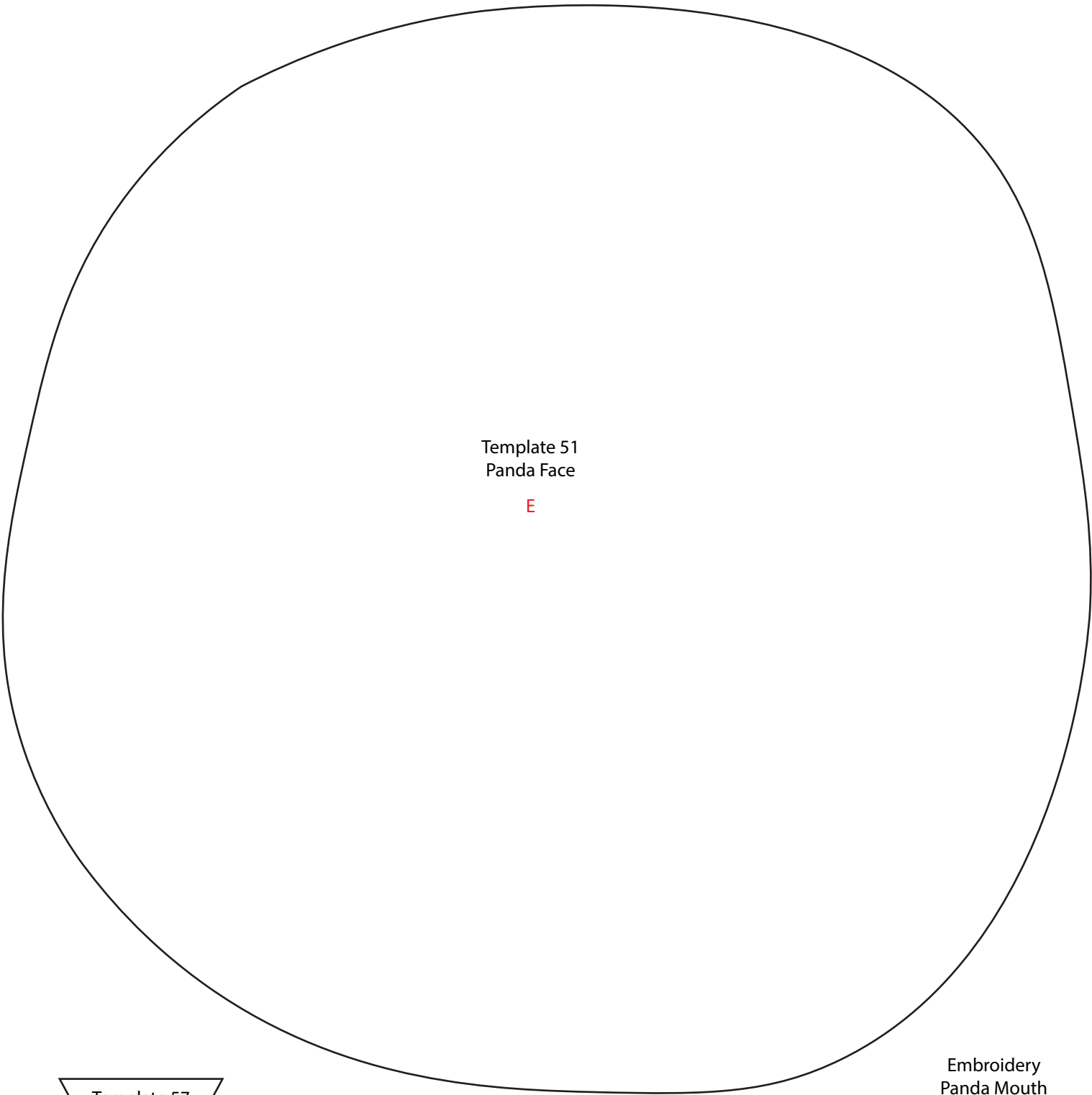
IF YOU HAVE ANY ISSUES WITH THE TEMPLATES  
PLEASE CONTACT WINDHAM FABRICS AT  
INFO@WINDHAMFABRICS.COM OR 866.842.7631



WINDHAM FABRICS

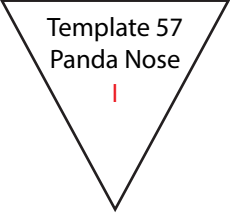
WWW.WINDHAMFABRICS.COM





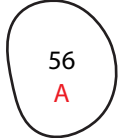
Template 51  
Panda Face

E



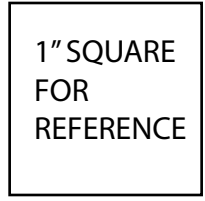
Template 57  
Panda Nose

I



56  
A

Template 56  
Panda Pupils  
CUT 2



1" SQUARE  
FOR  
REFERENCE

Embroidery  
Panda Mouth

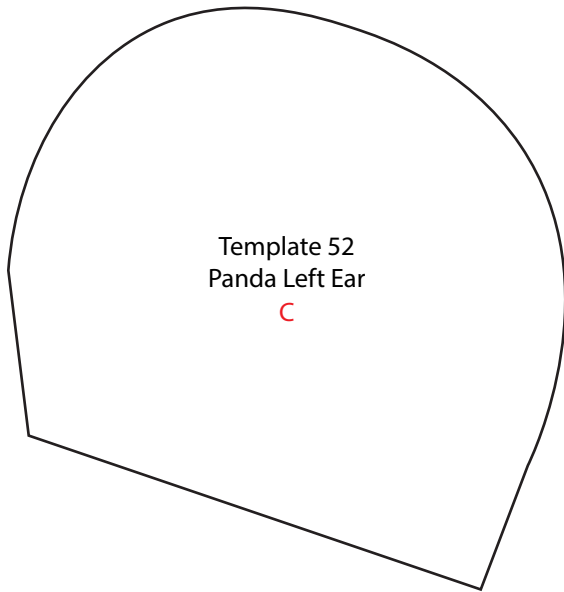


FRESH FACES QUILT KIT • TEMPLATE PAGE 12/18  
COLLECTION: DREAM BY JILL MCDONALD  
TEMPLATES ARE PRINTED IN REVERSE AND AT 100% SCALE.

IF YOU HAVE ANY ISSUES WITH THE TEMPLATES  
PLEASE CONTACT WINDHAM FABRICS AT  
INFO@WINDHAMFABRICS.COM OR 866.842.7631

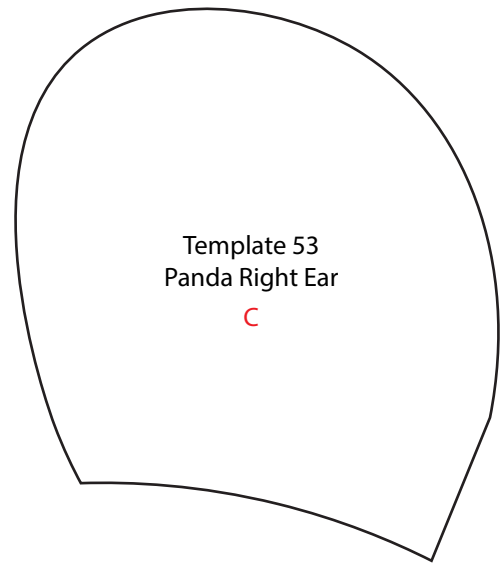


WINDHAM FABRICS  
WWW.WINDHAMFABRICS.COM



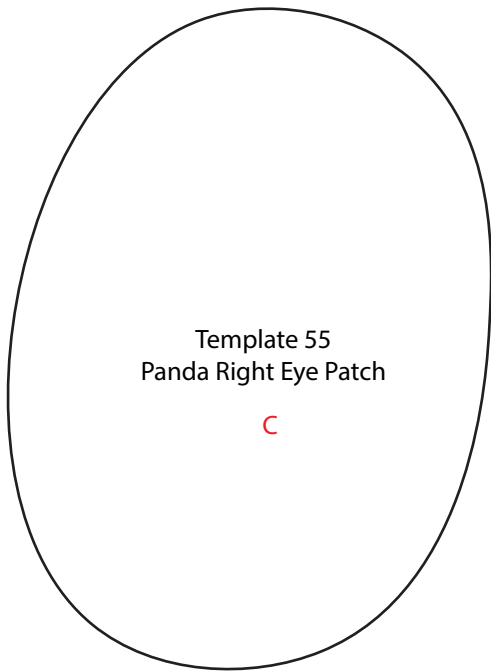
Template 52  
Panda Left Ear

C




Template 53  
Panda Right Ear

C



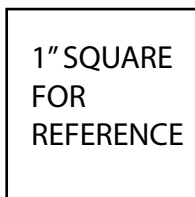
Template 55  
Panda Right Eye Patch

C



Template 54  
Panda Left Eye Patch

C



1" SQUARE  
FOR  
REFERENCE

FRESH FACES QUILT KIT • TEMPLATE PAGE 13/18  
COLLECTION: DREAM BY JILL MCDONALD  
TEMPLATES ARE PRINTED IN REVERSE AND AT 100% SCALE.

IF YOU HAVE ANY ISSUES WITH THE TEMPLATES  
PLEASE CONTACT WINDHAM FABRICS AT  
INFO@WINDHAMFABRICS.COM OR 866.842.7631



WINDHAM FABRICS

WWW.WINDHAMFABRICS.COM

1" SQUARE  
FOR  
REFERENCE

Template 58 - Side 1  
Rainbow 1<sup>st</sup> Arch

E

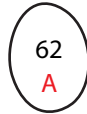
Align Template 58 -  
Side 1 + Side 2

Template 60  
Rainbow 3<sup>rd</sup> Arch

F

Template 62  
Rainbow Center Dots

CUT 4



Template 61  
Rainbow Center

B

FRESH FACES QUILT KIT • TEMPLATE PAGE 14/18  
COLLECTION: DREAM BY JILL MCDONALD  
TEMPLATES ARE PRINTED IN REVERSE AND AT 100% SCALE.

IF YOU HAVE ANY ISSUES WITH THE TEMPLATES  
PLEASE CONTACT WINDHAM FABRICS AT  
INFO@WINDHAMFABRICS.COM OR 866.842.7631



WINDHAM FABRICS

WWW.WINDHAMFABRICS.COM

Template 59  
Rainbow 2<sup>nd</sup> Arch

H

Align Template 58 -  
Side 1 + Side 2

Template 58 - Side 2  
Rainbow 1<sup>st</sup> Arch

E

1" SQUARE  
FOR  
REFERENCE

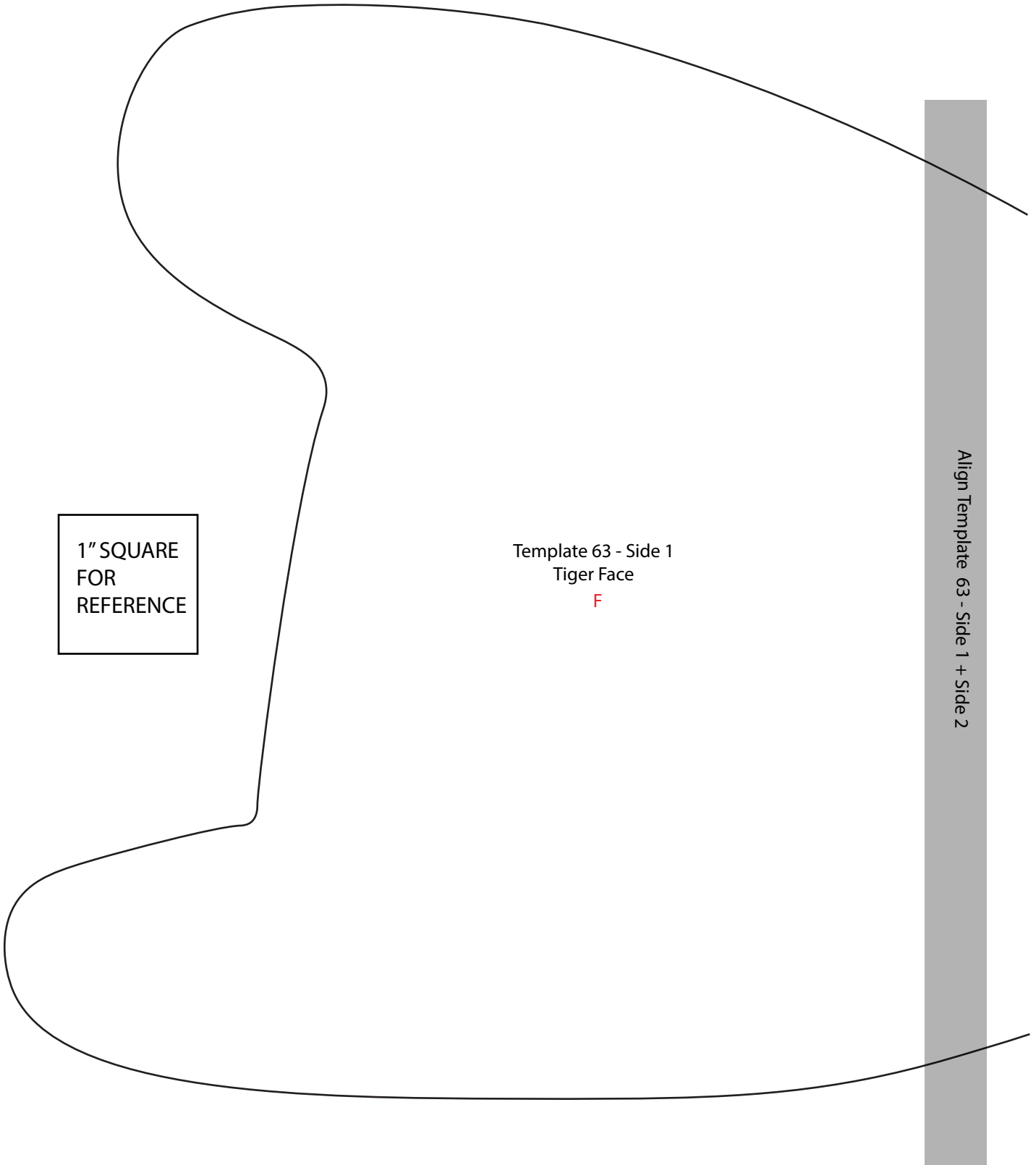


WINDHAM FABRICS

WWW.WINDHAMFABRICS.COM

FRESH FACES QUILT KIT • TEMPLATE PAGE 15/18  
COLLECTION: DREAM BY JILL MCDONALD  
TEMPLATES ARE PRINTED IN REVERSE AND AT 100% SCALE.

IF YOU HAVE ANY ISSUES WITH THE TEMPLATES  
PLEASE CONTACT WINDHAM FABRICS AT  
INFO@WINDHAMFABRICS.COM OR 866.842.7631



Align Template 63 - Side 1 + Side 2

Template 63 - Side 1  
Tiger Face  
F

1" SQUARE  
FOR  
REFERENCE

FRESH FACES QUILT KIT • TEMPLATE PAGE 16/18  
COLLECTION: DREAM BY JILL MCDONALD  
TEMPLATES ARE PRINTED IN REVERSE AND AT 100% SCALE.

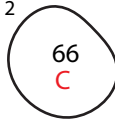
IF YOU HAVE ANY ISSUES WITH THE TEMPLATES  
PLEASE CONTACT WINDHAM FABRICS AT  
INFO@WINDHAMFABRICS.COM OR 866.842.7631



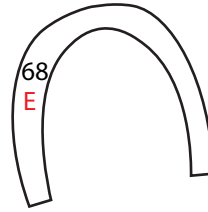
WINDHAM FABRICS  
WWW.WINDHAMFABRICS.COM

Template 66  
Tiger Eye Balls

CUT 2

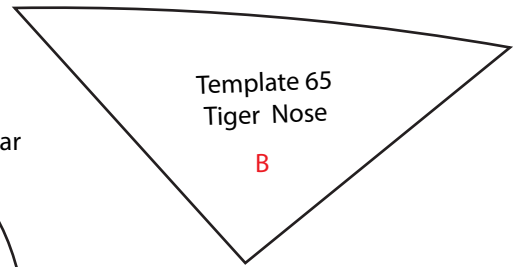


Template 68  
Tiger Right Inner Ear



Template 65  
Tiger Nose

B



CUT 2

Template 69  
Tiger Large Marking 1

Template 70  
Tiger Small Marking 1

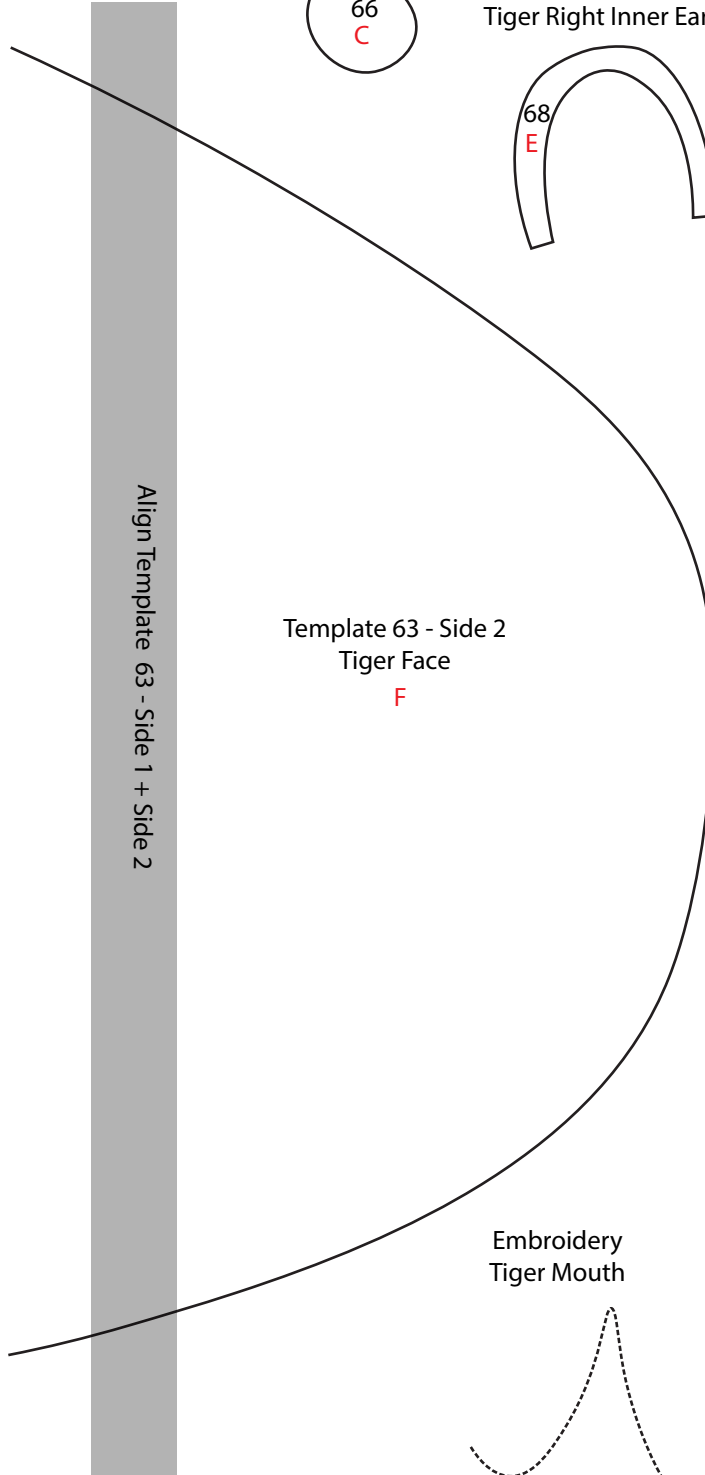
CUT 3

Template 71  
Tiger Large Marking 2

Template 72  
Tiger Small Marking 2

Template 63 - Side 2  
Tiger Face

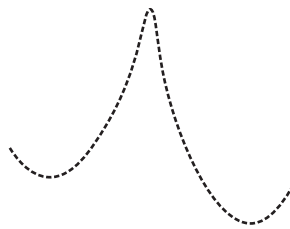
F



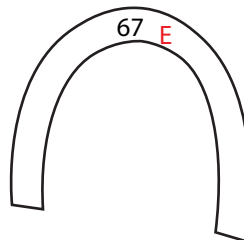
Align Template 63 - Side 1 + Side 2

1" SQUARE  
FOR  
REFERENCE

Embroidery  
Tiger Mouth

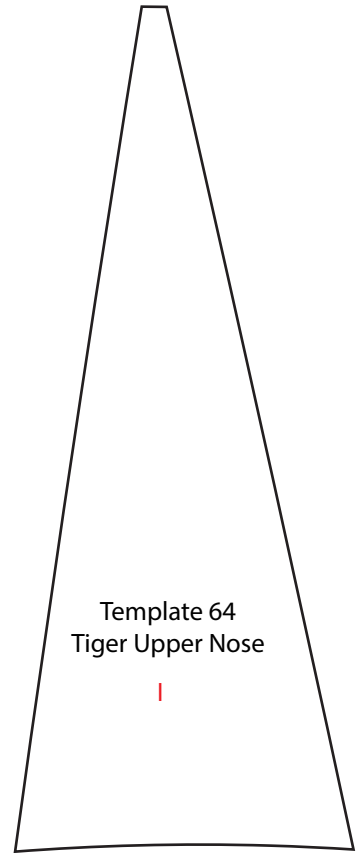


Template 67  
Tiger Left Inner Ear



Template 64  
Tiger Upper Nose

I



FRESH FACES QUILT KIT • TEMPLATE PAGE 17/18  
COLLECTION: DREAM BY JILL MCDONALD  
TEMPLATES ARE PRINTED IN REVERSE AND AT 100% SCALE.

IF YOU HAVE ANY ISSUES WITH THE TEMPLATES  
PLEASE CONTACT WINDHAM FABRICS AT  
INFO@WINDHAMFABRICS.COM OR 866.842.7631



WINDHAM FABRICS

WWW.WINDHAMFABRICS.COM



IF YOU HAVE ANY ISSUES WITH THE TEMPLATES  
PLEASE CONTACT WINDHAM FABRICS AT  
INFO@WINDHAMFABRICS.COM OR 866.842.7631

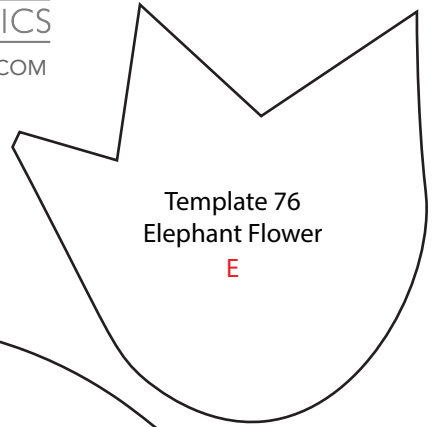
1" SQUARE  
FOR  
REFERENCE

Template 77  
Elephant Eyelid

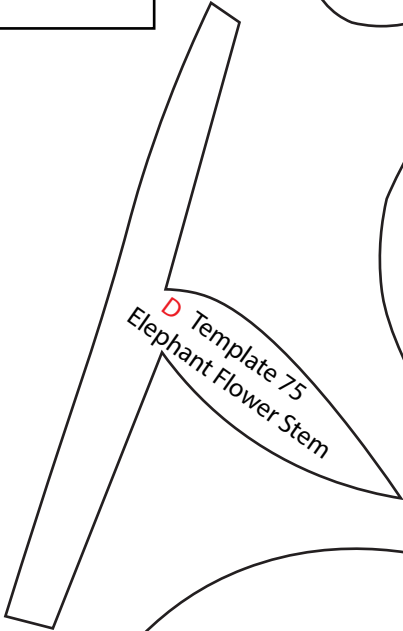


Template 76  
Elephant Flower

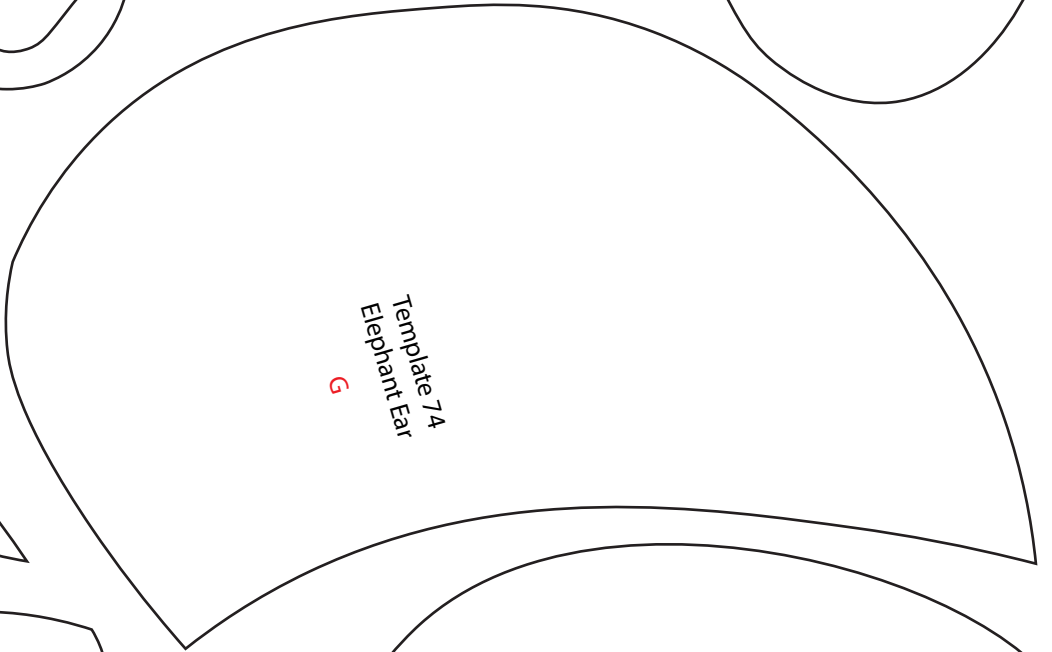
E



D Template 75  
Elephant Flower Stem

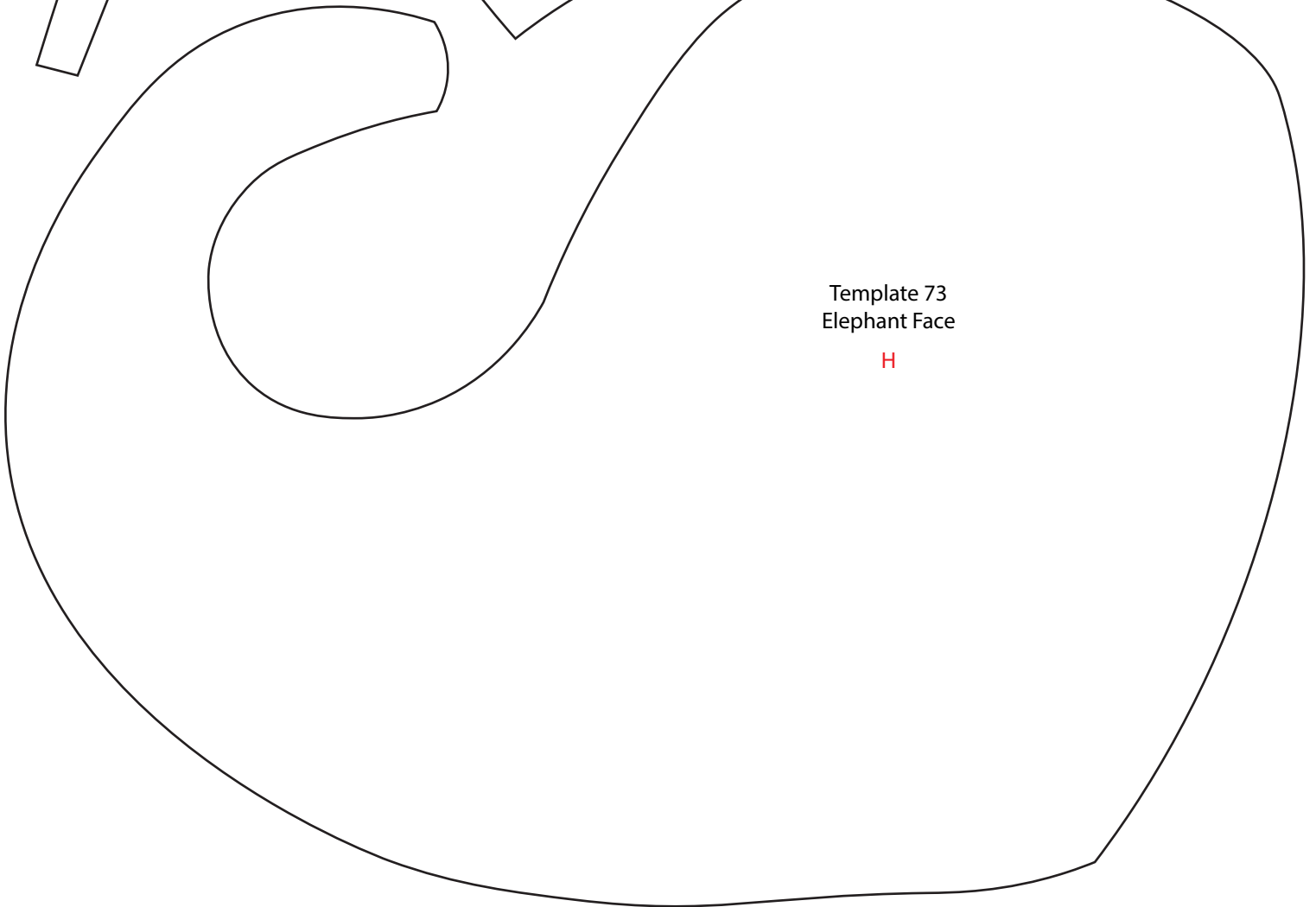


G  
Template 74  
Elephant Ear




Template 73  
Elephant Face

H



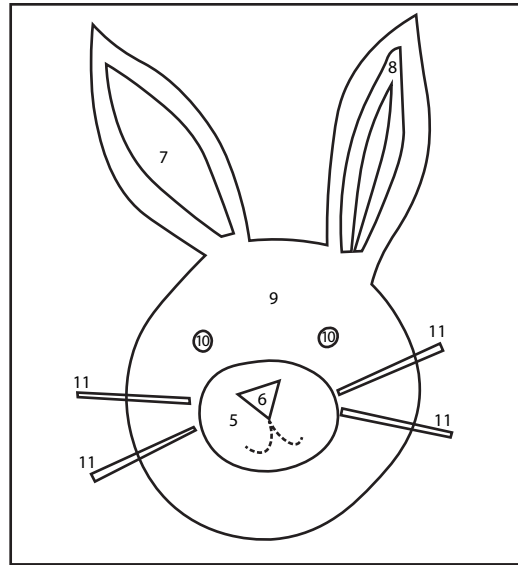
APPLE • TEMPLATES 1-4

UPDATED 02.24.20



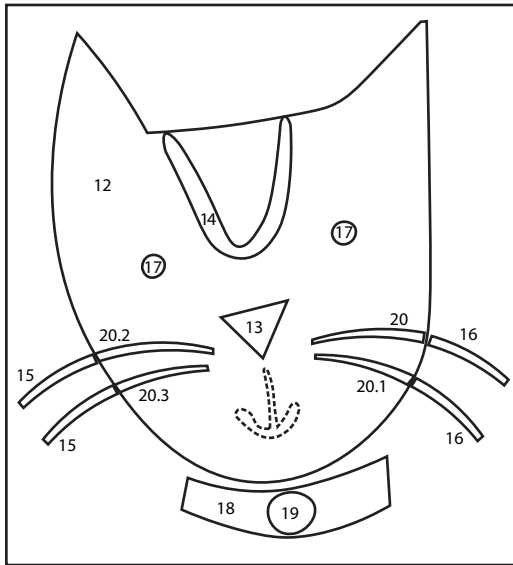
BUNNY • TEMPLATES 5-11

UPDATED 02.24.20



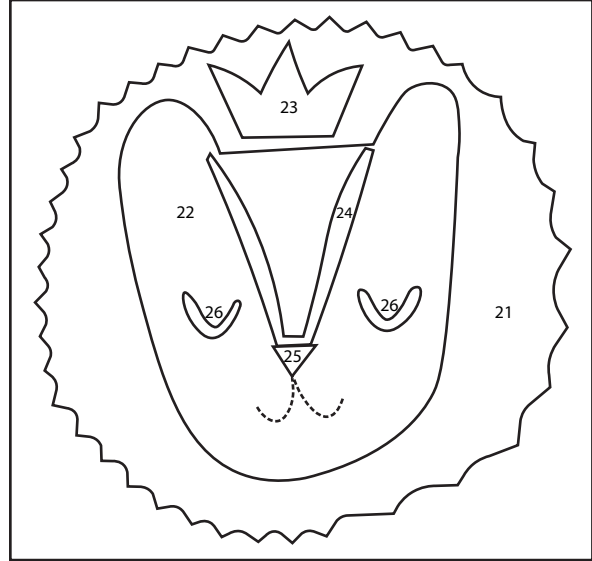
CAT • TEMPLATES 12-20

UPDATED 02.24.20



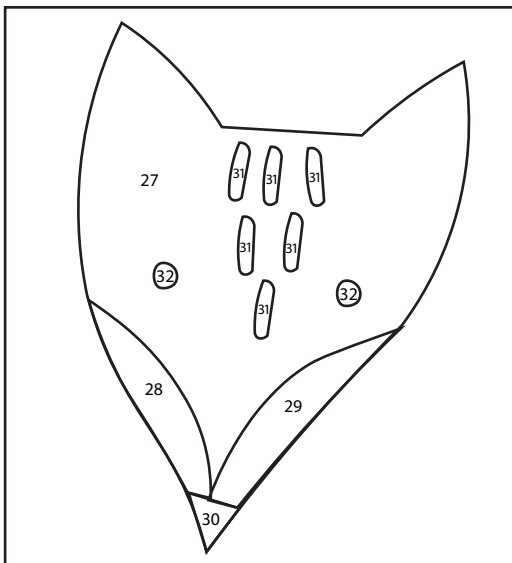
LION • TEMPLATES 21-26

UPDATED 02.24.20



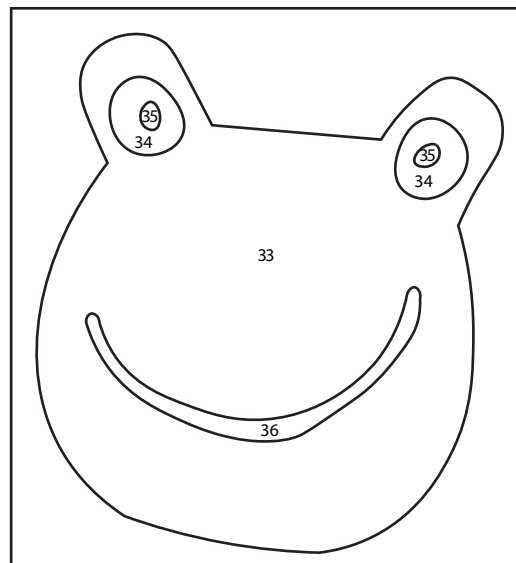
FOX • TEMPLATES 27-32

UPDATED 02.24.20



FROG • TEMPLATES 33-36


UPDATED 02.24.20





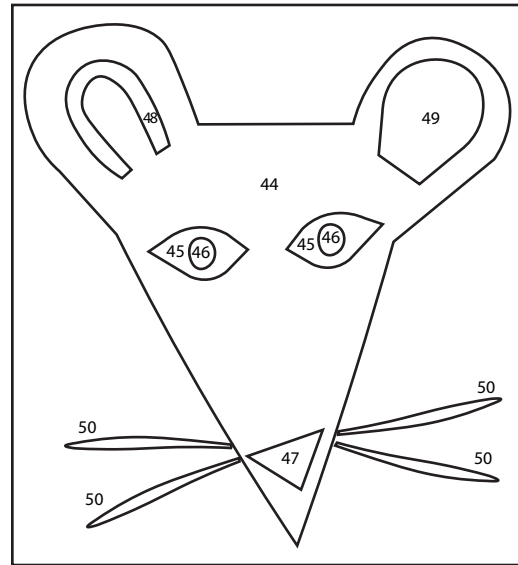
**BEAR • TEMPLATES 37-43**

UPDATED 02.24.20




**MOUSE • TEMPLATES 44-50**

UPDATED 02.24.20



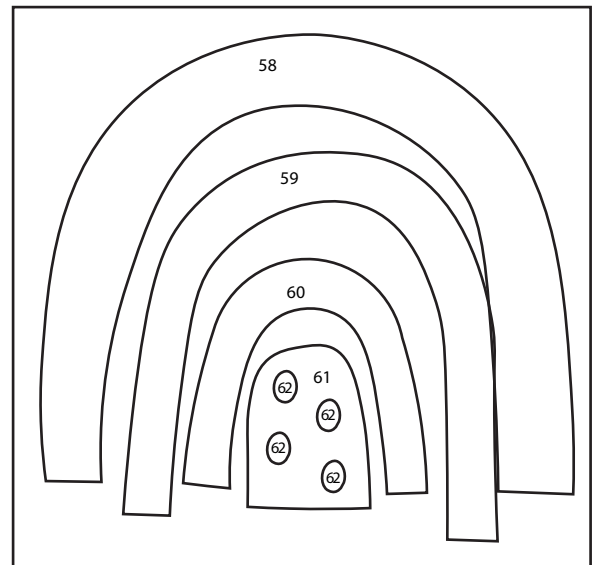
**PANDA • TEMPLATES 51-57**

UPDATED 02.24.20



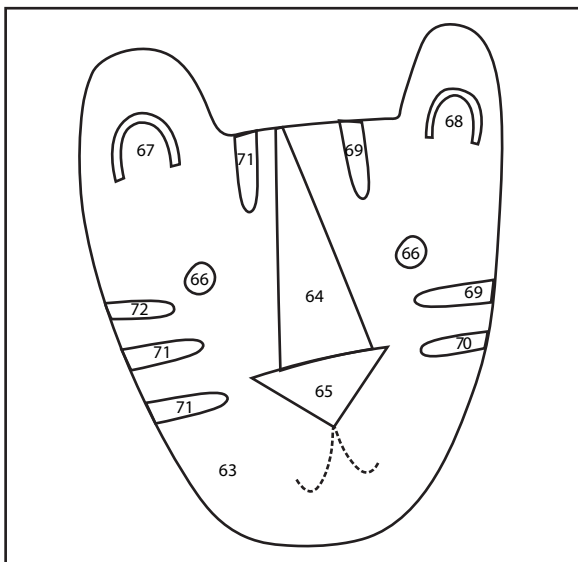
**RAINBOW • TEMPLATES 58-62**

UPDATED 02.24.20



**TIGER • TEMPLATES 63-72**

UPDATED 02.24.20



**ELEPHANT • TEMPLATES 73-77**

UPDATED 02.24.20

